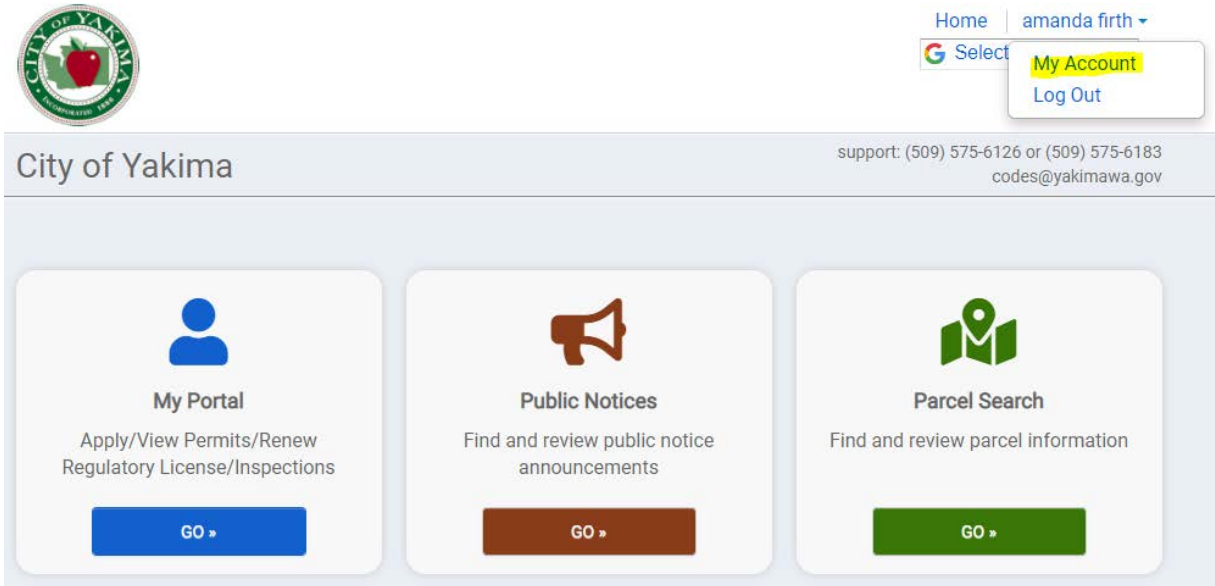


How to Complete Online Payments

1. Visit www.buildingyakima.com and log in. If you do not have an account, you will need to create one. You will need to have an access code to link your account to your permit. This access code can be provided to you by Engineering staff. To add the access code continue reading the instructions below. If you have already linked your account skip to step 2.

Once logged in, select “My Account” listed under the drop-down arrow on the top right-hand corner of the page.



Home | amanda firth ▾
Select My Account Log Out

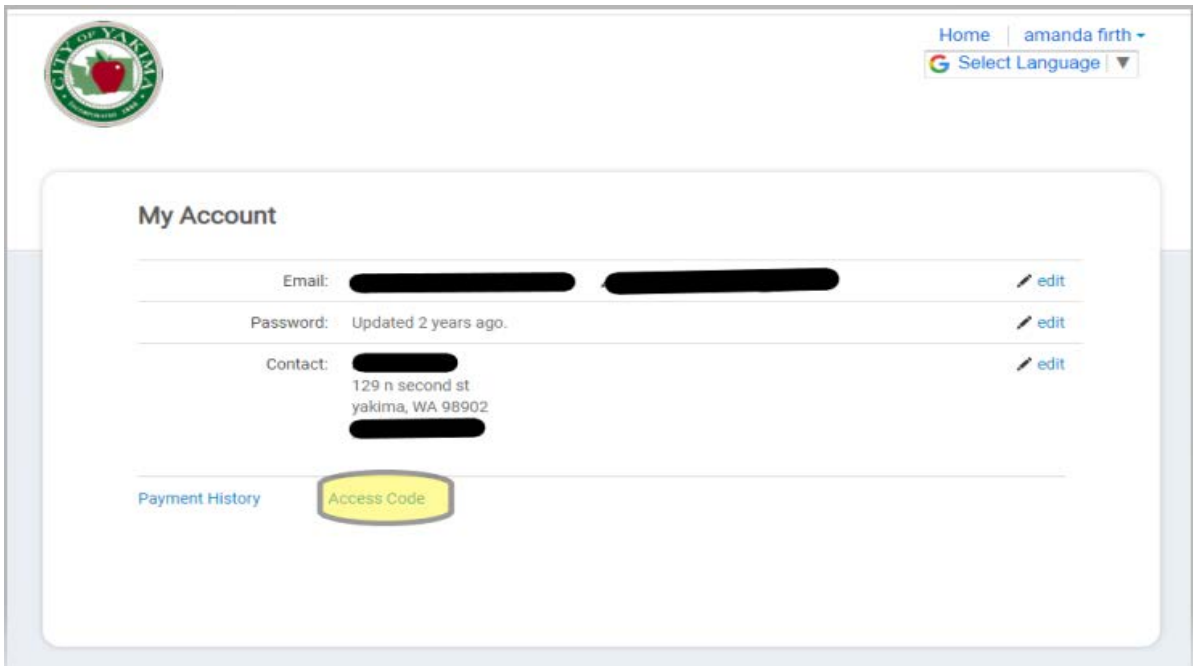
City of Yakima support: (509) 575-6126 or (509) 575-6183
codes@yakimawa.gov

My Portal
Apply/View Permits/Renew
Regulatory License/Inspections
GO »

Public Notices
Find and review public notice
announcements
GO »

Parcel Search
Find and review parcel information
GO »

Select “Access Code”.



Home | amanda firth ▾
Select Language ▾

My Account

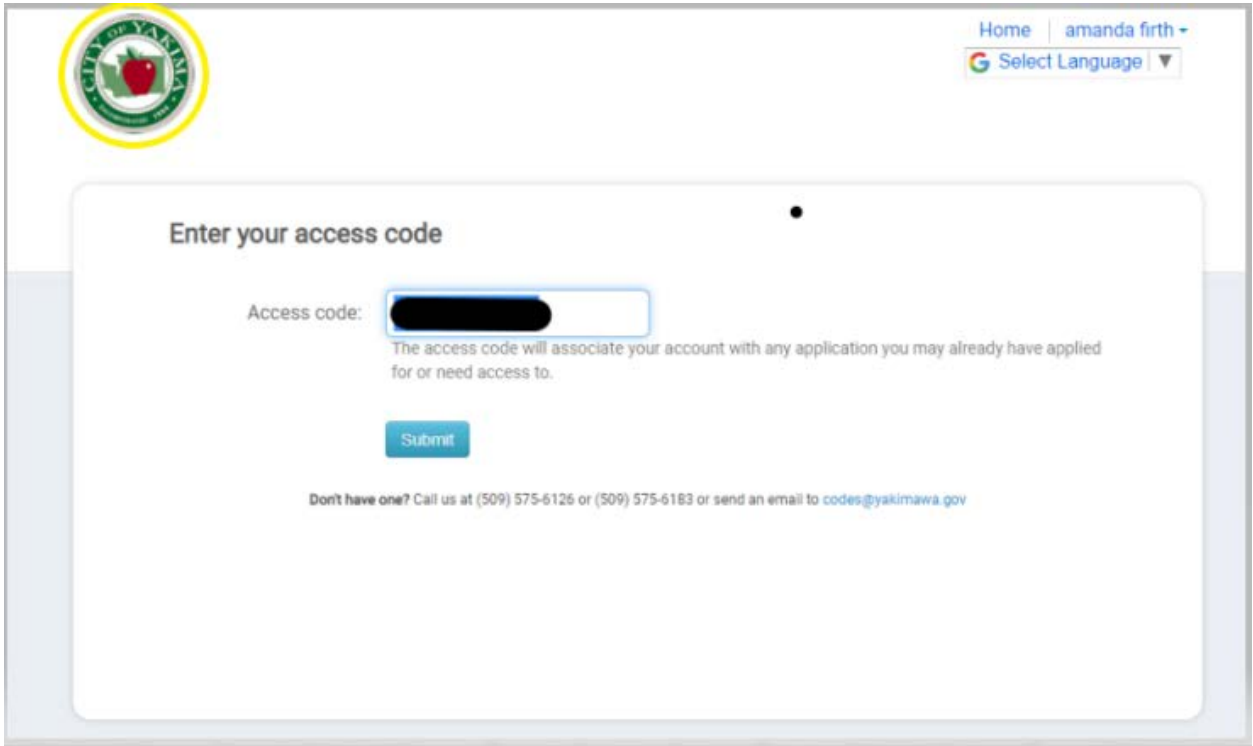
Email: [REDACTED] edit

Password: Updated 2 years ago. edit

Contact: [REDACTED] edit
129 n second st
yakima, WA 98902

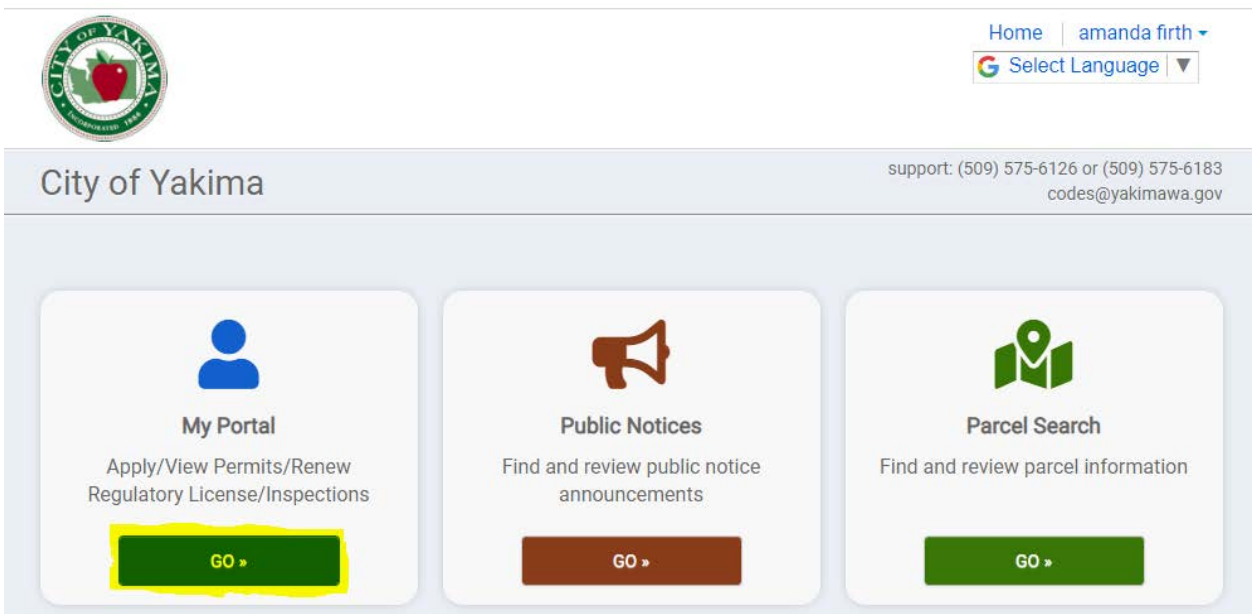
Payment History Access Code

Input the access code in the appropriate field, and then select submit. Once the access code is accepted, click the City of Yakima logo on the top left-hand corner.




The screenshot shows the top of the City of Yakima website. On the left is the City of Yakima logo. On the right, there are links for "Home" and "amanda firth" with a dropdown arrow, and a "Select Language" button with a dropdown arrow. The main content area is a white box with the heading "Enter your access code". Below the heading is a label "Access code:" followed by a text input field containing a blacked-out code. Underneath the input field is a short paragraph: "The access code will associate your account with any application you may already have applied for or need access to." Below this is a blue "Submit" button. At the bottom of the box, there is a link: "Don't have one? Call us at (509) 575-6126 or (509) 575-6183 or send an email to codes@yakimawa.gov".

2. Select "Go" under "My Portal"



The screenshot shows the main menu of the City of Yakima portal. At the top left is the City of Yakima logo. At the top right are links for "Home" and "amanda firth" with a dropdown arrow, and a "Select Language" button with a dropdown arrow. Below the header is a grey bar with "City of Yakima" on the left and "support: (509) 575-6126 or (509) 575-6183" and "codes@yakimawa.gov" on the right. The main content area features three large, rounded rectangular buttons. The first button is titled "My Portal" with a blue person icon, a description "Apply/View Permits/Renew Regulatory License/Inspections", and a green "GO" button with a right-pointing arrow. The second button is titled "Public Notices" with a brown megaphone icon, a description "Find and review public notice announcements", and a brown "GO" button with a right-pointing arrow. The third button is titled "Parcel Search" with a green location pin icon, a description "Find and review parcel information", and a green "GO" button with a right-pointing arrow. The "GO" button under "My Portal" is highlighted with a yellow border.

3. Select "Pay"




Home | amanda firth ▾
Select Language ▾

Applications

Contact Us

Q | Enter a permit or license number, address, or name SEARCH

Enter at least 2 characters



Apply Online
Apply online with our quick and easy process

APPLY »

\$60⁹²
Total due now

Pay Online
Pay your applications quickly and securely

PAY »

You have 1 inspection upcoming
01/28 AM 1729 S 68th Ave

My Inspections
Request an inspection when you are ready


REQUEST »

View Applications
24 active
1 expired / inactive
22 closed

My Applications
Review your applications and inspection results

VIEW »

4. Select "Add" and then, "Proceed to checkout"



Home | amanda firth ▾
Select Language ▾

Pay Online

Click "add" to add the item to your shopping cart.

Add All to Cart

M220053
Residential-Mechanical
Removal of wood stove and installing a new wood st...

Fees: **\$60.92**

+ Add

Cart

Your cart is empty.

Proceed to checkout

- Review and select "Proceed to Checkout"

Review your invoice

Item Number	Total Amount Due	Payment
M220053	\$60.92	\$60.92
Total:	\$60.92	\$60.92

[edit invoice](#)

****Acceptable methods of online payments are Visa, Discover and Mastercard.***

PLEASE NOTE THE MAXIMUM NUMBER OF ONLINE PAYMENTS THAT CAN BE PAID AT ONE TIME IS (4) FOUR.

If you have more transactions than four, they need to be paid in a separate transaction. Thank you.

[Proceed to Checkout »](#)

- Complete your payment on the following page.

Make a Payment

My Payment

Permits/Licenses

Amount Due \$60.92

Due Date 01/26/2022

Payment Information

Frequency One Time

Payment Amount \$60.92

Payment Date Pay Now