CITY OF *Yakima*
Washington

2023 - 2027 CAPITAL BUDGETS

Nelson Dam Project

CITY OF YAKIMA

INCORPORATED 1886

CITY OF ***Yakima***

Washington

2023 - 2027 CAPITAL BUDGETS

TABLE OF CONTENTS

	Fund	Page
Capital Projects Introduction		1
Capital Funds		
Central Business District	321	7
Capitol Theatre	322	8
Yakima Revenue Development Area	323	12
Parks & Recreation	331	15
Fire	332	20
Law & Justice	333	23
Real Estate Excise Tax (REET) 1	342	26
Real Estate Excise Tax (REET) 2	343	50
Transportation Benefit District	344	54
Street Overlay & Reconstruction	346	57
Convention & Event Center	370	64
Cumulative Reserve / Administration	392	67
Airport	422	68
Stormwater	442	73
Transit	464	76
Wastewater	472/6/8	80
Water	477	85
Irrigation	479	89
Equipment Rental	552	91
Environmental	555	95
Capital Sub-Funds (includes ARPA)		97

CITY OF YAKIMA

INCORPORATED 1886

2023 - 2027 CAPITAL FUND BUDGETS

The forecast for 2023 through 2027 for all Capital Funds, its Capital Improvement Program (CIP) information, is presented in this document, providing a means through which the City Council can take a comprehensive planned and programmed approach to utilizing the City's financial resources in the most responsive and efficient manner to meet service and facility needs. This process will help to encourage long-range decision-making, assure the continuity of Council goals and objectives and identify the impacts in future years of decisions made currently. Budgeted Expenditures for 2023 and 2024 agree to the current Preliminary Budget.

CAPITAL FACILITIES PLAN

The Washington State Growth Management Act (GMA) requires that the Capital Facilities element of a Comprehensive Plan include an inventory, projected needs, funding and financing for facilities and infrastructure. This plan is intended to provide the technical foundation – inventory, service standards, capacity, proposed projects and funding as appropriate – for Capital Facilities.

The purpose of the Capital Facilities Plan (CFP) is to use sound fiscal policies to provide adequate public facilities consistent with the land use element and concurrent with, or prior to, the impacts of development, to achieve and maintain adopted standards for levels of service. The CFP is based on the following sources of information and assumptions:

- **Capital Facility Functional or System Plans**
  Capital facility functional or system plans of the City of Yakima or other service providers were reviewed for inventories, levels of service, planned facilities, growth forecasts, and potential funding.
- **Growth Forecasts**
  Population and job growth forecasts were allocated to the City of Yakima by Yakima County, in accordance with the Yakima Countywide Planning Policy (Yakima County 2003). The City considered the targets, planning and permit trends, and land capacity, and then developed growth assumptions that accommodate the targets and are less than capacity. The estimates were distributed by Transportation Analysis Zone (TAZ). The future population growth for each service provider is estimated.
- **Revenue Forecasts**
  Revenues were forecasted for Yakima services to the year 2027. The sources of revenue are summarized from available plans and compared to typical revenue sources for those service providers.

Growth Management Act (GMA) Requirements

GMA requires that all comprehensive plans contain a capital facilities element and specifies that the should consist of:

- An inventory of existing capital facilities owned by public entities.
- A forecast of the future needs for capital facilities.
- The proposed locations and capacities of expanded or new capital facilities.
- A five-year capital facilities plan that will finance capital facilities within projected funding capacities and clearly identifies sources of public money for such purposes.
- A requirement to reassess the land use element if probable funding falls short of existing needs. (RCW 36.70a.070(3))

In addition to the general policies identified above, the process of preparing the CIP is also guided by the following debt and budget related fiscal goals and policies:

- When capital funding decisions are made, priorities shall be given to maintaining existing capital assets over the acquisition or construction of new facilities.
- Financing for the majority of capital assets, other than infrastructure, shall normally be made over the life of the asset, or 20 years, whichever comes first.

- Revenue bonds and Local Improvement Districts (LID's) shall be used to finance improvements when applicable.
- Councilmanic bonds and lease financing can be used to fund infrastructure where positive cost/benefit ratios exist or where there is no other source of funds.
- Voter approved general obligation bonds and special levies shall be used to finance major projects with high visibility such as fire stations, swimming pools, fire equipment, trails, waterfront projects, community parks and facilities, etc.

The following information includes summaries and detailed reports, with project worksheets and future project listings also integrated. Further, it correlates funding sources to needed improvements and identifies projects for dedicated revenues.

The following three tables present 1) Beginning Fund Balances for each capital fund, 2) Revenues for each fund, and 3) Expenditures for each fund. Each ending fund balance is shown only on each fund's detail page.

CAPITAL FUNDS - FUND BALANCES

		Beginning Fund Balances						
		2021	2022	2023	2024	2025	2026	2027
Capital Fund	Fund	Actual	YE Est	Budgeted	Budgeted	Projected	Projected	Projected
Central Bus Dist	321	$ 72,576	$ 55,011.89	$ 55,022	$ 55,022	$ 55,022	$ 55,022	$ 55,022
Capitol Theatre	322	259,770	273,635	107,693	107,693	107,693	167,693	227,693
Yak Rev Dev Area	323	736,562	20,664	1,098,970	1,236,943	2,287,619	2,262,927	2,237,496
Parks & Recreation	331	391,355	313,601	197,434	189,197	219,181	308,865	398,240
Fire	332	381,860	455,050	414,050	494,888	575,597	656,237	736,806
Law & Justice	333	506,189	794,076	379,326	650,502	925,300	1,200,001	1,444,623
REET 1	342	3,544,985	4,360,786	3,884,621	1,792,433	216,093	1,383,673	2,551,170
REET 2	343	2,004,985	1,530,662	900,743	621,348	342,517	204,374	141,914
Trans Benefit Dist	344	3,833,625	3,066,264	3,643,599	684,562	600,391	2,321,149	4,041,834
Street Overlay/Rec	346	2,206,592	2,206,592	2,764,404	3,205,750	1,983,595	1,704,782	1,424,309
Convention Center	370	5,043,522	1,659,537	1,438,074	1,287,654	1,005,359	1,159,745	1,315,873
Administrative Rsv	392	387,427	363,879	324,136	219,136	134,136	134,136	134,136
Airport	422	500,641	565,345	603,503	650,029	780,683	914,907	1,048,688
Stormwater	442	4,155,782	4,151,107	4,006,034	845,282	879,212	532,689	485,820
Transit	464	7,105,713	8,118,765	3,414,961	4,670,312	5,747,988	6,647,988	7,547,988
Wastewater	472/6/8	13,664,963	15,040,180	12,718,067	4,255,687	7,602,271	5,541,690	5,479,826
Water	477	3,270,904	2,364,943	124,010	332,552	2,909,108	3,990,440	3,371,662
Irrigation	479	4,926,966	5,321,892	819,285	7,063,852	4,533,333	—	1,288,336
Equipment Rental	552	3,223,800	3,265,681	2,850,052	1,742,999	737,746	3,166,540	5,619,622
Environmental	555	581,383	561,698	284,610	215,093	182,379	149,614	116,796
Total/Beg Balance		$56,799,600	$54,489,369	$40,028,594	$30,320,934	$31,825,223	$32,502,472	$39,667,854
Ending Fund Balances		$54,489,369	$40,028,594	$30,320,934	$31,825,223	$32,502,472	$39,667,854	$42,399,903

Note - only funded expenditures are included in the Total Expenditure numbers above.

CAPITAL FUNDS - REVENUES

Capital Fund	Fund	2021 Actual	2022 YE Est	2023 Budgeted	2024 Budgeted	2025 Projected	2026 Projected	2027 Projected
Central Bus Dist	321	$ 5,657	$ 10	$ —	$ —	$ —	$ —	$ —
Capitol Theatre	322	63,400	305,000	60,000	60,000	60,000	60,000	60,000
Yak Rev Dev Area	323	10,945,484	2,600,000	1,500,000	7,500,000	—	—	—
Parks & Recreation	331	43,800	1,766,163	151,212	100,000	100,000	100,000	100,000
Fire	332	168,815	138,000	163,000	163,000	163,000	163,000	163,000
Law & Justice	333	419,832	254,444	274,227	278,032	278,032	278,032	278,032
REET 1	342	1,873,973	1,698,293	1,684,448	1,684,448	1,684,448	1,684,448	1,684,448
REET 2	343	1,763,627	1,592,000	1,600,000	1,600,000	1,600,000	1,600,000	1,600,000
Trans Benefit Dist	344	2,136,990	1,668,000	1,786,000	1,786,000	1,786,000	1,786,000	1,786,000
Street Overlay/Rec	346	—	6,190,488	10,303,897	5,241,847	62,800	62,800	62,800
Convention Center	370	285,926	294,114	792,500	825,000	531,500	538,130	544,893
Administrative Rsv	392	83,286	6,743	—	—	—	—	—
Airport	422	1,331,675	3,756,144	4,105,060	145,000	149,000	149,000	149,000
Stormwater	442	1,187,966	1,772,737	859,802	955,117	800,000	800,000	800,000
Transit	464	1,048,812	4,877,027	1,766,976	1,177,676	1,000,000	1,000,000	1,000,000
Wastewater	472/6/8	4,900,000	9,672,738	5,209,802	7,205,117	4,199,198	4,199,198	4,199,198
Water	477	2,487,906	3,172,739	2,909,802	3,205,117	8,000,000	2,000,000	2,500,000
Irrigation	479	6,193,283	11,328,097	11,957,000	4,027,000	1,700,000	1,776,000	1,856,000
Equipment Rental	552	1,727,623	3,898,911	2,472,447	2,404,747	2,428,794	2,453,082	2,477,613
Environmental	555	265,590	422,250	422,100	90,000	90,000	90,000	90,000
Total Revenues		$36,933,645	$55,413,898	$48,018,273	$38,448,101	$24,632,772	$18,739,690	$19,350,984

CAPITAL FUNDS - EXPENDITURES

Capital Fund	Fund	2021 Actual	2022 YE Est	2023 Budgeted	2024 Budgeted	2025 Projected	2026 Projected	2027 Projected
Central Bus Dist	321	$ 23,221	$ —	$ —	$ —	$ —	$ —	$ —
Capitol Theatre	322	49,535	470,942	60,000	60,000	—	—	—
Yak Rev Dev Area	323	11,661,382	1,521,694	1,362,027	6,449,324	24,692	25,431	26,192
Parks & Recreation	331	121,554	1,882,330	159,449	70,016	10,316	10,625	10,944
Fire	332	95,625	179,000	82,162	82,291	82,360	82,431	82,504
Law & Justice	333	131,945	669,194	3,051	3,234	3,331	33,410	34,412
REET 1	342	1,058,172	2,174,458	3,776,636	3,260,788	516,868	516,951	517,036
REET 2	343	2,237,950	2,221,919	1,879,395	1,878,831	1,738,143	1,662,460	1,661,780
Trans Benefit Dist	344	2,904,351	1,090,665	4,745,037	1,870,171	65,242	65,315	65,390
Street Overlay/Rec	346	—	5,632,676	9,862,551	6,464,002	341,613	343,273	344,983
Convention Center	370	3,669,911	515,577	942,920	1,107,295	377,114	382,002	389,462
Administrative Rsv	392	106,834	46,486	105,000	85,000	—	—	—
Airport	422	1,266,971	3,717,986	4,058,534	14,346	14,776	15,219	15,676
Stormwater	442	1,192,641	1,917,810	4,020,554	921,187	1,146,523	846,869	747,225
Transit	464	35,760	9,580,831	511,625	100,000	100,000	100,000	100,000
Wastewater	472/6/8	3,524,783	11,994,851	13,672,182	3,858,533	6,259,779	4,261,062	6,762,384
Water	477	3,393,867	5,413,672	2,701,260	628,561	6,918,668	2,618,778	5,428,891
Irrigation	479	5,798,357	15,830,704	5,712,433	6,557,519	6,233,333	487,664	309,183
Equipment Rental	552	1,685,742	4,314,540	3,579,500	3,410,000	—	—	—
Environmental	555	285,275	699,338	491,617	122,714	122,765	122,818	122,873
Total Expenditures		$39,243,876	$69,874,673	$57,725,933	$36,943,812	$23,955,523	$11,574,308	$16,618,935
Capital Sub-Funds		$ 831,628	$10,139,744	$ 5,587,200	$ 2,923,400	$ 307,000	$ 319,600	$ 332,830

Note - only funded expenditures are included in the numbers above.

CENTRAL BUSINESS DISTRICT (BD) - FUND 321

The Central Business District (CBD) Capital Improvement fund is used for the development and ongoing implementation of capital funding programs designed to benefit Yakima's Central Business District.

Per RCW 15.03, the purpose of the central business district is to preserve the business district of the city of Yakima as the region's center of commerce, finance, government, industry, recreation, and culture. This district is characterized by very intensive development and a variety of land uses including retail sales and service establishments, high-density residential development, financial institutions, professional buildings, and government offices. The zoning districts are defined in the official zoning map for the Yakima urban growth area. The official zoning map for the portion of the Yakima urban area within the Yakima city limits is maintained by the city of Yakima department of community development. Refer to RCW 15.04.030 Table 4-1 titled "Permitted Land Uses" in accordance with YMC 15.04.20.

There are no current revenues or expenditures in this fund. Future use of the fund balance in this fund will be determined by the City Manager.

PROJECTED FINANCIAL IMPACT 2022 - 2027

	2022 YE Est	2023 Budgeted	2024 Budgeted	2025 Projected	2026 Projected	2027 Projected
Revenues Forecast						
Interest	$ 10	$ —	$ —	$ —	$ —	$ —
Beginning Balance	55,012	55,022	55,022	55,022	55,022	55,022
Projected Ending Balance	$ 55,022	$ 55,022	$ 55,022	$ 55,022	$ 55,022	$ 55,022

CAPITOL THEATRE (RM) - 322

The Capitol Theatre Capital Fund accounts for major facility upgrades. The breakout of the anticipated annual allocation and priority list of projects by year are provided below. The priority list is developed in partnership between the City's Purchasing, Engineering, and Finance departments and the Capitol Theatre Committee staff.

A reimbursable grant from the Department of Commerce for $250,000 for Theatre Curtains is expected late 2022. Administration fees of $5,000 will be deducted from that amount.

PROJECTED FINANCIAL IMPACT 2022 - 2027

	2022 YE Est	2023 Budgeted	2024 Budgeted	2025 Projected	2026 Projected	2027 Projected
Revenues Forecast						
Operating Transfer	$ 60,000	$ 60,000	$ 60,000	$ 60,000	$ 60,000	$ 60,000
Donations/Grants/Interest	245,000	—	—	—	—	—
Total Revenue Forecast	$ 305,000	$ 60,000	$ 60,000	$ 60,000	$ 60,000	$ 60,000
Funded Expenditures						
Communication System Upgrade	$ 10,000	$ —	$ —	$ —	$ —	$ —
Fire Escape Stairway	190,608	—	—	—	—	—
Theatre Curtains	270,334	—	—	—	—	—
HVAC Upgrade	—	60,000	60,000	—	—	—
Total Funded Expenditures	$ 470,942	$ 60,000	$ 60,000	$ —	$ —	$ —
Beginning Balance	$ 273,635	$ 107,693	$ 107,693	$ 107,693	$ 167,693	$ 227,693
Projected Ending Balance	$ 107,693	$ 107,693	$ 107,693	$ 167,693	$ 227,693	$ 287,693
Unfunded Expenditures						
Scope of Work Evaluations						
Dome Lighting	$ —	$ —	$ —	$ 10,000	$ —	$ —
Theatre Seating	—	—	—	35,000	—	—
Balcony Rail Lighting	—	—	—	10,000	—	—
Handrail Modifications	—	—	—	5,000	—	—
Carpeting	—	—	—	—	45,000	—
Follow Spots - Lighting	—	—	—	—	—	30,000
Total Unfunded Expenditures	$ —	$ —	$ —	$ 60,000	$ 45,000	$ 30,000

FUNDED PROJECTS

FIRE ESCAPE STAIRWAY

Since at least 2013, life safety evaluations and code analysis of the emergency stairway serving the theatre's balconies have called for the complete replacement of all three stair units on the north and south sides of the building. Originally estimated at a cost of approximately $80,000, the cost of steel during the pandemic significantly increased, which resulted in a massive increase in the total project cost. The safety priority of this project necessitated moving forward despite the increase in cost. Total estimated cost: $195,000.

HVAC UPGRADE

The current Heating, Ventilation and Air Conditioning (HVAC) Control System in the Capitol Theatre runs off a very old laptop in order to access the antiquated operating system available at the time that the HVAC system was installed. Modern systems cannot run the old operating system and our control of the air temperature in the facility is reliant on that old laptop. The updated system provided by DIVCO works on modern computers, but DIVCO does not provide an updated interface between the old and new systems. It requires its customers to purchase and order the new system. Total estimated cost 2023 - 2024: $120,000.

THEATRE CURTAINS

The priority list for capital improvements in the theatre included a variety of components that were in one way or another related to the stage curtains in the theatre. Thanks to the efforts of Senator Curtis King, the State approved a $250,000 allocation in the State's capital budget to cover all of the component pieces of this project. The three primary components include:



- The black curtains which hide scenery and lighting instruments, and control light spill. These are made of Duvetyn, a fire-retardant fabric. These are the utility curtains that receive the greatest wear-and-tear over time and have a more regular schedule for repair and replacement.
- The grand drape and valance. These are the decorative curtains hanging at the proscenium line of the stage which separates everything backstage from the audience view. The current curtain is painted with medallions which replicate the decorative molding within the theatre. The original curtain of the Capitol had a more elaborately painted forest scene. The total budget of all three components is being evaluated to determine if a minor decorative element or more elaborate design is possible for the grand drape.

- The fire curtain. As suggested in its name, this curtain is installed upstage of the proscenium line and drops into place when activated due to fire. In general, it is intended to separate the audience from the stage area, which is the most likely place where a fire would occur. It allows greater time for the audience to exit in an emergency. The current fire curtain is made with asbestos. While not actively flaking, since at least 2013 it has been recommended for replacement in order to provide the same functionality without the potential harmful effects of the asbestos fiber, in the event that the 40+ year old curtain would start to flake.

Within the biennium of the current legislative budget, the theatre is expected to use the full amount provided by the state to replace all of the curtains and related hardware for each component of this greater project. A $5,000 reduction in the total has been retained by the State to cover administrative costs. Total estimated cost: $245,000.

PENDING PROJECTS

CARPETING

A few years ago, all of the patterned carpeting in the Capitol's lobby areas was replaced. The solid color carpet that covers the stairways and theatre aisles was not replaced at that time due to the greater cost of doing it all with the limited resources and other priorities in the facility at the time.. This remaining carpet is over 40 years old now and certainly showing its age. Total estimated cost: $45,000.

FOLLOW SPOT LIGHTING EQUIPMENT

The current follow spots utilized in the facility are 1,500 lumen instruments, which for most general purposes for Capitol Theatre events is sufficient. Current Broadway-style touring production standards require 2,000 to 3,000 lumen instruments to cut through the more elaborate on-stage lighting and projection equipment. These more elaborate on-stage systems tour with the companies and reduce the cost of massive scenery and backdrops, but they require more of the in-house lighting systems to make an impact. Touring companies do not travel with follow spots. Upgrading our lighting inventory to meet the new standards but still fit in our facility would require 2,000 lumen instruments for all three lighting positions. Total estimated cost: $30,000.

SCOPE OF WORK EVALUATIONS

Several of the capital projects and improvements anticipated over the next several years have not been placed in the project list thus far for lack of understanding of the scope and scale of the projects recommended. While some of these may ultimately fall into the priority lists for future fiscal years, some may require a capital campaign to raise the funds beyond what is possible with the standard revenue sources available through the City to cover Capitol Theatre-related expenses. In 2025, the bulk of the allocated Fund 322 resources will be used to hire the structural engineers, designers, and/or architects to provide the information required for each of these projects.

1. Dome Lighting – The lighting that illuminates the ceiling, moldings, and mural in the theatre is a mix of fluorescent and incandescent bulbs. The location of many of the lighting fixtures is not easily accessible and in some cases unsafe. The full network of fixtures needs to be evaluated for more cost effective lighting alternatives and structural work to provide catwalks or other means to provide access for bulb replacement.
2. Theatre Seating – When the facility was rebuilt in the 1970s, it was done so with an intention to maintain the historical significance and aesthetic of the original design. The theatre seats were replaced with the seats of another facility built in the same era and with a similar aesthetic. This means the seats in the Capitol are now over 100 years old. The upholstery and padding is over 40 years old. The cast iron bases and antiquated seating components can no longer be effectively repaired and/or replaced, especially at the current rate of deterioration. A complete replacement of the seating is necessary. The modern seat base for replacement seats is 4-6 inches wider than the historic standard of the current seats. Simply replacing all of the seats will definitely result in a significantly diminished overall seating capacity. For the larger touring productions, that reduced capacity could make the Capitol a less attractive option relative to alternative venues in the Pacific Northwest (PNW) region. The current seating layout (continental design) requires greater space between rows because each row is exceedingly long without a center aisle. An alternative

design incorporating a center aisle and reducing the space between rows may provide space for more rows to reduce the overall loss in capacity. This requires a greater analysis than can be provided by City or Capitol Theatre Committee staff.

3. Balcony Rail Lighting position – Ever increasingly the expectations of the contemporary touring productions call for more front of house lighting than the design of the Capitol accommodates. Adding a lighting position in front of the balcony would enable the Capitol to meet these expectations which are becoming requirements in more technical riders. Already, the full scale of the technical components of touring productions has been reduced due to this limitation, resulting in Yakima audiences seeing reduced versions of the performances. An analysis is required to create a cost/benefit analysis of adding a lighting position off the front of the balcony rail that would not impact the sightlines of the patrons.
4. Handrail modifications – Since at least 2013, the Life Safety Evaluations and Code Compliance reviews of the Capitol have noted that the handrails throughout the facility terminate before the final step in each stairway. This is out of current code compliance standards. The reviews have also recommended handrail positions throughout the facility where the slope of the floor is at a steeper grade than current codes allow. Since the lobbies are already tight and with aesthetic considerations in mind, space efficient, code compliant, and aesthetically pleasing alternatives need to be determined.

YAKIMA REVENUE DEVELOPMENT AREA (LF) - FUND 323

The Yakima Revenue Development Area Fund is used to account for the revenue and expenditure activity relating to the infrastructure improvements made to the Cascade Mill Redevelopment area. In 2021, the City of Yakima completed the environmental cleanup of the Bravo Company Blvd right of way in preparation for the roadway in 2022. The Department of Ecology has provided funding for cleanup efforts not only as part of the roadway construction, but also for future remediation efforts that might be required on the rest of the site. Only currently-known approved revenues are forecasted.

PROJECTED FINANCIAL IMPACT 2022 - 2027

	2022 YE Est	2023 Budgeted	2024 Budgeted	2025 Projected	2026 Projected	2027 Projected
Revenues Forecast						
Sales Tax Credit (LIFT)	$ 1,000,000	$ 1,000,000	$ 1,000,000	$ —	$ —	$ —
Transfer In	1,600,000	—	—			
Department of Ecology Grant	—	500,000	2,500,000	—	—	—
Utility Payment	—	—	4,000,000	—	—	—
Total Revenue Forecast	$ 2,600,000	$ 1,500,000	$ 7,500,000	$ —	$ —	$ —
Funded Expenditures						
City Service Allocation	$ 17,440	$ 22,570	$ 23,924	$ 24,642	$ 25,381	$ 26,142
Interfund Loan & Interest Repayment	518,214	629,407	615,350	—	—	—
Taxes/Assessments/Interest	40	50	50	50	50	50
Bravo Co Blvd - Phase 1 & 2	291,000	410,000	10,000	—	—	—
East/West Corridor (City/County)	495,000	150,000	200,000	—	—	—
Lift Environmental Clean-up/Landfill	100,000	150,000	200,000	—	—	—
Millsite Debris Removal	100,000	—	5,400,000	—	—	—
Total Funded Expenditures	$ 1,521,694	$ 1,362,027	$ 6,449,324	$ 24,692	$ 25,431	$ 26,192
Total Debt Svc & Funded Expenditures	$ 1,521,694	$ 1,362,027	$ 6,449,324	$ 24,692	$ 25,431	$ 26,192
Beginning Balance	$ 20,664	$ 1,098,970	$ 1,236,943	$ 2,287,619	$ 2,262,927	$ 2,237,496
Projected Ending Balance	$ 1,098,970	$ 1,236,943	$ 2,287,619	$ 2,262,927	$ 2,237,496	$ 2,211,304
Unfunded Expenditures						
Bravo Company Blvd - Phase 2	$ —	$ —	$ —	$ 5,000,000	$ —	$ —
E "H" Street Extension	—	—	—	—	9,000,000	—
Total Unfunded Expenditures	$ —	$ —	$ —	$ 5,000,000	$ 9,000,000	$ —

FUNDED PROJECTS

BRAVO COMPANY BOULEVARD – PHASE 1 & 2

Bravo Company Blvd has been split into two stages. Stage 1 constructs a four-lane roadway section, from the railroad tracks south to Fair Avenue, with median, bike lanes and roundabouts, install curb, gutter, sidewalk, street lighting and storm drainage system, along with water and sewer systems. Stage 2 is the same work, north of the tracks to 7th & H Street. Design is scheduled to be completed in the Fall of 2022 and Environmental in Winter of 2022. 2023 construction will be the underground water and sewer for both stages, paid for with American Rescue Plan Act (ARPA) funds. Stage 1 roadway construction will be begin in 2024 utilizing Local Infrastructure Financing Tool (LIFT) funds. Stage 2 construction is currently unfunded. Total estimated cost 2022 - 2024: $711,000.

EAST/WEST CORRIDOR (CITY/COUNTY)

Yakima County is lead on the East/West Corridor project that includes the environmental documentation for their project as well as Bravo Company Blvd. The City is participating with funding for the environmental work as well as the roadway towards the eastern city limits in the center of the river. Project constructs a four-lane roadway section, with median, bike lanes, install curb, gutter, sidewalk, street lighting and storm drainage system, along with water and sewer systems. Roadway construction is funded through Yakima County with State appropriation funds. Total estimated cost 2022 - 2024: $845,000.

LIFT ENVIRONMENTAL CLEAN-UP / LANDFILL

Environmental study for the Millsite property, data gathering for evaluation of landfill area and plywood plant site. Department of Ecology (DOE) and local match funding is being used for the initial commencement of the project. Insurance is proving funding for the on-going environmental monitoring not associated with a specific project. Total estimated cost: $12,000,000.

MILLSITE DEBRIS REMOVAL

Department of Ecology has provided $3,000,000 of funding to continue the cleanup of the old dump site. The funds will be utilized to clean up the needed right of way for a sanitary sewer line extension along I-82 to eventually provide a connection north of the site and remove lift stations. Total estimated cost 2022 - 2024: $5,500,000.

PENDING PROJECTS

BRAVO COMPANY BOULEVARD – PHASE 2

Construct a four-lane roadway section, from the railroad tracks north to 7th Street, with median, bike lanes and roundabouts, install curb, gutter, sidewalk, street lighting and storm drainage system, along with water and sewer systems. Design is scheduled to be completed in the Fall of 2021 and Environmental in Spring of 2022. The City continues to seek construction funding for this phase. Total estimated cost: $5,000,000.

E. 'H' STREET EXTENSION

Reconstruct H Street to a three lane facility including water, sewer, curb, gutter, sidewalk, street lighting and storm drainage system. This would provide the connection of Bravo Company Blvd Phase 2 to N. 1st Street. It is included in Yakima County's East-West Corridor National Environmental Policy Act (NEPA) environmental documentation. Federal and State funding options are being explored. Total estimated cost: $9,000,000.

PARKS & RECREATION (PK) - FUND 331

The purpose of this fund is the acquisition of property and equipment and the development and/or rehabilitation of parks and facilities. Repair and maintenance for capital items is also paid for from this fund. The capital projects identified are often funded through grants and donations. Various unfunded projects could be paid for by REET 1 funds if applicable and approved. The 2022 – 2027 Parks & Recreation Comprehensive Master Plan identifies all planned improvements. Discussions have begun with the Yakima Rotary Clubs regarding adding lighting to various recreation facilities to extend the hours of use, and other projects will be created or improved as determined by the need and donations received.

PROJECTED FINANCIAL IMPACT 2022 - 2027

	2022 YE Est	2023 Budgeted	2024 Budgeted	2025 Projected	2026 Projected	2027 Projected
Revenues Forecast						
Property Tax	$ 41,049	$ 51,212	$ —	$ —	$ —	$ —
Transfers In	100,000	100,000	100,000	100,000	100,000	100,000
Contributions, Donations & Salvage	1,625,114	—	—	—	—	—
Total Revenue Forecast	$ 1,766,163	$ 151,212	$ 100,000	$ 100,000	$ 100,000	$ 100,000
Funded Expenditures						
City Service Allocation	$ 39,347	$ 9,449	$ 10,016	$ 10,316	$ 10,625	$ 10,944
Elks Irrigation Upgrade	20,224	—	—	—	—	—
Harman Center HVAC Upgrade	55,146	—	—	—	—	—
Lions Pool Pump Upgrade	53,137	—	—	—	—	—
MLK Swimming Pool	1,000,000	—	—	—	—	—
Miller Park Improvements	625,000	—	—	—	—	—
Tahoma Automatic Security Gate	21,548	—	—	—	—	—
Tahoma Lowering Device Upgrade	12,542	—	—	—	—	—
WFCC Construction Project	55,386	—	—	—	—	—
Irrigation System Upgrades						
Kissel Park	—	50,000	—	—	—	—
West Valley Park	—	50,000	—	—	—	—
Lions Park Picnic Shelter	—	50,000	—	—	—	—
Elks Park Playground/Picnic Shelter	—	—	60,000	—	—	—
Total Funded Expenditures	$ 1,882,330	$ 159,449	$ 70,016	$ 10,316	$ 10,625	$ 10,944
Beginning Balance	$ 313,601	$ 197,434	$ 189,197	$ 219,181	$ 308,865	$ 398,240
Projected Ending Balance	$ 197,434	$ 189,197	$ 219,181	$ 308,865	$ 398,240	$ 487,296
Unfunded Expenditures						
MLK Swimming Pool - Plans & Specs	$ 1,000,000	$ —	$ —	$ —	$ —	$ —
WV Pedestrian Bridge	—	302,400	—	—	—	—
Elks Park Playground/Picnic Shelter	—	—	—	140,000	—	—
Total Unfunded Expenditures	$ 1,000,000	$ 302,400	$ —	$ 140,000	$ —	$ —

ELKS PARK PLAYGROUND & PICNIC SHELTER

Many of the playgrounds have been replaced and the Elks Park playground is the next one that needs to be replaced. A total cost for the playground is estimated at $140,000. In the past, donors have assisted with playground projects and a donor or a grant will be sought to offset the total cost. In addition to the playground a new picnic shelter is also needed. Total estimated cost: $200,000, $60,000 in 2023 and $140,000 in 2024 that is not yet funded.

ELKS IRRIGATION UPGRADE (PARKS PORTION OF REET PROJECT)

The Elks Park irrigation system was old and inefficient. A new upgraded irrigation Variable Frequency Drive (VFD) pump and motor were installed. Total estimated cost: $20,224.

HARMAN CENTER HVAC UPGRADE

Over the past years there have been ongoing issues with the HVAC system at the Harman Center. A total of 17 air handling system valves were replaced with improved valves and the computer control system was upgraded. The old computer control system was obsolete. Total estimated cost: $55,146.

IRRIGATION SYSTEM UPGRADES – KISSEL PARK & WEST VALLEY COMMUNITY PARK

The irrigation systems at these two parks are older and need to be upgraded to the newer Variable Frequency Drives (VFD) to ensure that the trees and grass remain healthy. Upgrades to Elks Park and Chesterley Park have improved the appearance and health of the vegetation significantly. Each park will cost an estimated $50,000 for the upgrades. Total estimated cost: $100,000.

LIONS PARK PICNIC SHELTER

A donation of $25,000 from the Yakima Lions Club will be combined with $25,000 of Parks Capital funds for the construction of a 20′ x 20′ picnic shelter at Lions Park. The Lions Club donated 50% of the cost for the playground in 2022. The current picnic shelter is the old restroom in the park that has been converted to a small picnic shelter that is in poor condition. Total estimated cost: $50,000.

LIONS POOL PUMP UPGRADE

The main circulation pump and motor for the Lions Pool filter system was at the end of its life span and needed to be replaced to continue to keep the pool water clean. Total estimated cost: $53,137.

MARTIN LUTHER KING (MLK) JR. PARK SWIMMING POOL – PLANS & SPECIFICATIONS

Discussions have occurred over the past years regarding the construction of a swimming pool in east Yakima. A grant from the Washington State Department of Commerce of $1,000,000 has been awarded for the plans & specifications for the construction of the pool. A consultant will be selected in 2022 to complete plans & specifications, which should be completed in 2023. Total estimated cost: $1,000,000.

MILLER PARK IMPROVEMENTS

A group of community leaders, business owners and parents approached the City of Yakima Parks & Recreation division about raising funds to improve Miller Park. A committee was formed and a wish list of improvements was created. Donations were received and a grant application was completed to the State of Washington Legislative Budget. Planned improvements include a restroom, resurfaced basketball courts, adding lights to the basketball courts, fence replacement, a new playground, a new picnic shelter and covered performance area, adding an additional walkway and park benches. Total estimated cost: $625,000.

TAHOMA AUTOMATIC SECURITY GATE

A security gate was installed at Tahoma Cemetery to reduce the illegal activities occurring within the cemetery at night. The new gate closes at night at a specified time and opens automatically in the morning. The new gate can be operated by the Yakima Police Department after hours to address any issues within the cemetery. Total estimated cost: $21,548.

TAHOMA LOWERING DEVICE UPGRADE

A new lowering device was needed to lower caskets safely into grave plots. The old lowering device was older and becoming unsafe. Total estimated cost: $12,542.

WFCC CONSTRUCTION PROJECT

The Washington Fruit Community Center (WFCC) formerly known as Yakima Police Athletic League (YPAL) was budgeted a non-lapsing appropriation from 2020 to 2021 for renovations to the facility. Total estimated cost: $55,386.

PENDING PROJECTS

ELKS PARK PLAYGROUND & PICNIC SHELTER

Many of the playgrounds have been replaced and the Elks Park playground is the next one that needs to be replaced. A total cost for the playground is estimated at $140,000. In the past, donors have assisted with playground projects and a donor or a grant will be sought to offset the total cost. In addition to the playground a new picnic shelter is also needed. Total estimated cost: $200,000, $60,000 in 2023 and $140,000 in 2024 that is not yet funded.

WEST VALLEY COMMUNITY PARK PEDESTRIAN BRIDGE

The existing bridge over Wide Hollow Creek at West Valley Community Park needs to be replaced. A grant of $302,400 has been awarded by the Recreation and Conservation Office for the State of Washington. REET 1 and Parks Capital funds will be used as matching funds for the project. A 30% match is required for the project, projected to be paid from REET 1. Total estimated cost to this fund: $302,400.

FIRE (FD) - FUND 332

The Fire Capital Reserve account is made up of funds from various sources, some of which have restricted allowable expenditures of the funds. Expenses paid from this fund include the purchase and equipping of fire apparatus and the repair and maintenance of fire station.

PROJECTED FINANCIAL IMPACT 2022 - 2027

	2022 YE Est	2023 Budgeted	2024 Budgeted	2025 Projected	2026 Projected	2027 Projected
Revenues Forecast						
Transfers	$ 75,000	$ 100,000	$ 100,000	$ 100,000	$ 100,000	$ 100,000
Fire Protection Services	63,000	63,000	63,000	63,000	63,000	63,000
Total Revenue Forecast	$ 138,000	$ 163,000	$ 163,000	$ 163,000	$ 163,000	$ 163,000
Funded Expenditures						
City Service Allocation	$ —	$ 2,162	$ 2,291	$ 2,360	$ 2,431	$ 2,504
R & M Contractors	10,000	50,000	50,000	50,000	50,000	50,000
Small Tools/Prof Svcs/Rep & Maint	30,000	30,000	30,000	30,000	30,000	30,000
Fire Station 93 Roof Repair	75,000	—	—	—	—	—
Breathing Air Compressors	64,000	—	—	—	—	—
Total Funded Expenditures	$ 179,000	$ 82,162	$ 82,291	$ 82,360	$ 82,431	$ 82,504
Beginning Balance	$ 455,050	$ 414,050	$ 494,888	$ 575,597	$ 656,237	$ 736,806
Projected Ending Balance	$ 414,050	$ 494,888	$ 575,597	$ 656,237	$ 736,806	$ 817,302
Unfunded Expenditures						
Facility Upgrades – Generators	$ —	$ 100,000	$ 50,000	$ —	$ —	$ —
Facility Zetron Upgrade All	—	190,000	—	—	—	—
Station 94 Roof Replacement	—	—	20,000	—	—	—
Stations 91 & 95 Exterior Siding	—	—	100,000	—	—	—
Station 92 Concrete Aprons	—	—	—	200,000	—	—
Station 91 Concrete Aprons	—	—	—	200,000	—	—
Training Tower Gas Propane Repair	—	—	—	—	250,000	—
Station 95 Dorm Remodel	—	—	—	—	—	3,500,000
Total Unfunded Expenditures	$ —	$ 290,000	$ 170,000	$ 400,000	$ 250,000	$ 3,500,000

BREATHING AIR COMPRESSORS

The purchase of breathing air compressors was approved by City Council on June 30th, 2021, to be paid from the fund balance. Estimated cost: $64,000.

FIRE STATION 93 ROOF REPAIR

This is an architectural composition asphalt roof on a pitched slope. This roof is beginning to show signs of wear, requiring recent repair due to significant leaks, and needs to be replaced. There was a budget amendment requested in the 3rd quarter in the amount of $35,000 for this expenditure. Total estimated cost: $75,000.

R & M CONTRACTORS

The Repair and Maintenance (R & M) account is used for fire facility repairs such as major roof repairs, unanticipated Heating and Air Conditioning problems, overhead door maintenance, and associated electrical issues that may arise throughout the year. Estimated cost each year 2022 - 2027: $50,000.

SMALL TOOL/PROFESSIONAL SERVICES/REPAIR & MAINTENANCE

Professional services expenditures cover the cost of significant repairs and maintenance necessary to maintain the five (5) fire stations located throughout the city. Estimated cost each year 2022 - 2027: $30,000.

PENDING PROJECTS

FACILITY UPGRADES - GENERATORS
There are three stations that need their back-up emergency generators significantly repaired or replaced. Fire stations are considered to be critical infrastructures and need to be able to operate during times with no electrical power. The generators at the stations are of the age where parts are difficult to obtain or not available at all. Total estimated cost: $150,000.

STATION 91 & 95 EXTERIOR SIDING REPLACEMENT
Outside exterior siding replacement on Stations 91 & 95, which have deteriorating wood siding and trim. Total estimated cost: $100,000.

STATION 91 CONCRETE APRONS
The replacement of sidewalk areas that are gravel where trees were previously located and the front apparatus aprons. Total estimated cost: $200,000.

STATION 92 CONCRETE APRONS
The replacement of sidewalks and aprons around Station 92. Total estimated cost: $200,000.

STATION 94 ROOF REPLACEMENT
Station 94 has been remodeled several times and there is one older section of station roof that needs to be replaced from the older style flat build up tar roofing to the Thermoplastic Polyolefin (TPO) rubberized type. This roof was repaired a couple of years ago but needs a complete replacement to ensure more leaks will not occur in the future. Total estimated cost: $20,000

STATION 95 DORM REMODEL
A complete remodel of a sleeping dorm at station 95. The current dorm does not provide floor to ceiling separation between sleeping quarters. Total estimated cost: $3,500,000.

TRAINING TOWER GAS PROPANE REPAIR
The propane fueled live fire training prop is not operation due to needed repairs and sensor replacement. Total estimated cost: $250,000.

ZETRON FIRE STATION ALERTING SYSTEM (ALL STATIONS)
The current Zetron Fire Station Alerting (FSA) system 6203 and 6204 station modules are developing reliability issues. The system is not at its manufacturer's end-of-life, but the FSA is no longer being developed, only parts and technical support by the manufacturer are available, based on a 2021 report. Total estimated cost: $190,000.

LAW & JUSTICE (PD) - FUND 333

The City uses this fund to account for capital expenditures and grants relating to the law enforcement mission of the Yakima Police Department and the Criminal Justice adjudication mission of the City of Yakima Municipal Court.

Expenses paid from this fund include expenditures for equipment and technology for police vehicles and special and technical equipment used by Special Weapons and Tactics (SWAT) and a contingency for major maintenance expenses for the Law and Justice Center.

PROJECTED FINANCIAL IMPACT 2022 - 2027

	2022 YE Est	2023 Budgeted	2024 Budgeted	2025 Projected	2026 Projected	2027 Projected
Revenues Forecast						
Transfers	$ 254,444	$ 274,227	$ 278,032	$ 278,032	$ 278,032	$ 278,032
Funded Expenditures						
City Service Allocation	$ 4,194	$ 3,051	$ 3,234	$ 3,331	$ 33,410	$ 34,412
Axon Camera License	165,000	—	—	—	—	—
Police Fleet	500,000	—	—	—	—	—
Total Funded Expenditures	$ 669,194	$ 3,051	$ 3,234	$ 3,331	$ 33,410	$ 34,412
Beginning Balance	$ 794,076	$ 379,326	$ 650,502	$ 925,300	$ 1,200,001	$ 1,444,623
Projected Ending Balance	$ 379,326	$ 650,502	$ 925,300	$ 1,200,001	$ 1,444,623	$ 1,688,243
Unfunded Expenditures						
HVAC Replacement	$ —	$ 80,000	$ —	$ —	$ —	$ —
Partial Roof Replacement	—	15,000	—	—	—	—
SWAT Rifle Replacement	—	58,500	—	—	—	—
Unmanned Aerial System	—	40,000	—	—	—	—
Law & Justice Center Carpet	—	—	15,000	—	—	—
Law & Justice Center Security Upgrade	—	—	40,000	—	—	—
Replacement of Range Vehicle	—	—	50,000	—	—	—
Sally Port Overhead Doors Motor Rep	—	—	30,000	—	—	—
SWAT Helmets	—	—	16,500	—	—	—
Mobile Crisis Negotiator Vehicle	—	—	—	400,000	—	—
Jail Transport Van	—	—	—	—	75,000	—
Law & Justice Center Parking Lot	—	—	—	—	45,000	—
SWAT Armored Vehicle	—	—	—	—	—	300,000
Total Unfunded Expenditures	$ —	$ 193,500	$ 151,500	$ 400,000	$ 120,000	$ 300,000

FUNDED PROJECTS

AXON CAMERA LICENSE

AXON provides the police department with in-car camera and audio recording capability for officers. This cost is for a limited number of vehicles equipped in 2022. The costs will increase as additional equipped vehicles arrive. These costs will be included in the general fund in 2023 and beyond. Total estimated cost: $165,000.

POLICE FLEET

On June 15th 2021, Council approved the purchase of 57 Police Interceptors, funded through the American Rescue Plan Act (ARPA), essentially replacing all patrol vehicles with new patrol cars. An additional 9 vehicles were added in 2022, using the fund balance. Total estimated cost: $500,000.

PENDING PROJECTS

HVAC REPLACEMENT
Four HVAC units need replacing. 4 units at $20,000 each. Total estimated cost: $80,000.

JAIL TRANSPORT VAN
The city jail will be purchasing a new prisoner transport van that will meet Americans with Disabilities Act (ADA) requirements for prisoners needing special transport assistance. Prisoners are transported daily between the jails and jurisdictions. The current van will be kept and used in a backup role. Total estimated cost: $75,000.

LAW & JUSTICE CENTER PARKING LOT RESURFACING
Resurface the parking lot at the Law and Justice Training Center. Total estimated cost: $45,000.

LAW & JUSTICE CENTER CARPET REPLACEMENT
Replace the carpet at the entrances to the Law and Justice Building. Total estimated cost: $15,000.

LAW & JUSTICE CENTER SECURITY UPGRADE
The Dick Zais Law & Justice Center will replace aging automatic vehicle gates, upgrade people-gate security from analog pin pad to electronic key access, add alarms to the structures adjacent to the main building and replace aging surveillance cameras around the property and add additional cameras. The department is currently exploring a community "safe zone" that will be on Police property with video surveillance. The area will be promoted as an area where people can feel safe conducting legal business. The area will be designated for activities such as parent-child custody exchanges, private purchase/sell of products, first in-person meetings of online acquaintances, etc. Total estimated cost: $40,000.

MOBILE CRISIS NEGOTIATOR VEHICLE
Replace the aging crisis negotiator vehicle. The current was built in 1992. Total estimated cost: $400,000

PARTIAL ROOF REPLACEMENT
The roof at the Law & Justice Center above the Emergency Operations Center is leaking. It has been repaired in the past, but the repairs do not fix the problem. The roof is to be replaced. Total estimated cost: $15,000.

REPLACEMENT OF RANGE VEHICLE
The police department currently utilizes a 1992 box truck to transport ammunition and firearm training supplies from a secure location to the gun range for department training. The upkeep of this vehicle is no longer cost-effective. The department will be selling this vehicle and replacing it with a used vehicle that is newer. Total estimated cost: $50,000.

SALLY PORT OVERHEAD DOOR MOTOR REPLACEMENT
Replace the motors that operate the garage doors. Total estimated cost: $30,000.

SWAT ARMORED VEHICLE
Purchase of an armored vehicle. Estimated cost: $300,000.

SWAT HELMET REPLACEMENT
The emergency response team will be replacing aging ballistic helmets. Total estimated cost: $16,500.

SWAT RIFLE REPLACEMENT
The Yakima Emergency Response Team will be replacing rifles that are more than 10 years old. The cost to repair or replace wearing components is becoming more frequent and is beginning to lead to reliability issues. The new rifles will be equipped with suppressors to muffle the firearm reports and alleviate the potential for auditory damage. Total estimated cost: $58,500.

UNMANNED AERIAL SYSTEM
Purchase of an unmanned aerial system for the criminal investigation division that has the capabilities to map accident and crime scenes. Total estimated cost: $40,000.

REET 1 (R1) - FUND 342

This fund is mainly used to track the debt service on capital improvement projects funded with State Public Works Trust Fund (PWTF) loans (SunDome, Streets, Fire Station 92 and the Railroad Grade Separation) and the first 1/4% Real Estate Excise Tax (REET 1) moneys the City receives. It has also been designated as the source for capital improvements to City Hall, Public Works Complex, Parks & Rec facilities, Harman Center, Tahoma Cemetery, Henry Beauchamp Jr. and Washington Fruit Community Centers, and Yakima Fire & Police facilities. Capital improvement projects listed within the 5-Year Capital Plan are classified as "Projected Projects" as the schedule is constantly changing due to new priorities and funding availability. As such, any project listed within the 5-Year Plan could be conducted at any time.

Revenues include the first 1/4% Real Estate Excise Tax (REET 1), grants or loans and a transfer from Wastewater for the Railroad Grade Separation in the amount of $84,448.

PROJECTED FINANCIAL IMPACT 2022 - 2027

	2022 YE Est	2023 Budgeted	2024 Budgeted	2025 Projected	2026 Projected	2027 Projected
Revenues Forecast						
Transfers	$ 84,448	$ 84,448	$ 84,448	$ 84,448	$ 84,448	$ 84,448
Local Real Estate Excise Tax	1,592,000	1,600,000	1,600,000	1,600,000	1,600,000	1,600,000
Miscellaneous	21,845	—	—	—	—	—
Total Revenue Forecast	$ 1,698,293	$ 1,684,448	$ 1,684,448	$ 1,684,448	$ 1,684,448	$ 1,684,448
Debt Service Expenditures						
2020 Fire Station WV/92nd (Ref)	$ 70,298	$ —	$ —	$ —	$ —	$ —
2003 SunDome Expansion	147,934	150,000	—	—	—	—
2018 Street Resurfacing Project	399,664	399,664	399,664	399,664	399,664	399,664
2010 Railroad Grade Separation	84,448	84,448	84,448	84,448	84,448	84,448
Total Debt Service Expenditures	$ 702,344	$ 634,112	$ 484,112	$ 484,112	$ 484,112	$ 484,112
Funded Expenditures						
City Service Allocation	$ 4,114	$ 2,524	$ 2,676	$ 2,756	$ 2,839	$ 2,924
Chesterley Park Artificial Turf Goal Box	10,000	10,000	10,000	—	—	—
City Hall LED Lighting	20,000	15,000	—	—	—	—
City Hall Security Upgrades	10,000	15,000	10,000	—	—	—
City Hall/Bank of America Building	500,000	350,000	200,000	—	—	—
Harman Center Panic Button	5,000	—	—	—	—	—
HBCC Kitchen Flooring	12,000	—	—	—	—	—
HBCC Maintenance	40,000	40,000	40,000	—	—	—
HBCC Panic Button Install	5,000	—	—	—	—	—
HBCC Parking Lot	2,500	—	—	—	—	—
Kissel Park Tennis Courts Resurface	10,000	10,000	10,000	—	—	—
Lions Pool Dehumidifier	500,000	—	—	—	—	—

PROJECTED FINANCIAL IMPACT 2022 - 2027

	2022 YE Est	2023 Budgeted	2024 Budgeted	2025 Projected	2026 Projected	2027 Projected
PW HVAC Replacement Bldg #4	20,000	—	—	—	—	—
PW Security Upgrades	40,000	40,000	40,000	—	—	—
WFCC Maintenance	40,000	40,000	40,000	—	—	—
WFCC Re-Key Interior Doors	8,500	—	—	—	—	—
YPD Zais Center A/C Server Room	25,000	—	—	—	—	—
YPD Zais Center A/C Telecom Room	30,000	—	—	—	—	—
YPD Zais Center Chiller Replacement	150,000	—	—	—	—	—
YPD Zais Center UPS Replacement	40,000	—	—	—	—	—
Chesterley Park Turf Renovation	—	15,000	—	—	—	—
Chesterley Park Skate Park Lights	—	25,000	—	—	—	—
City Hall 1st Floor Restroom	—	30,000	—	—	—	—
City Hall Carpet/Paint HR	—	35,000	—	—	—	—
City Hall Chiller Replacement	—	180,000	—	—	—	—
City Hall Damper Valve Replacement	—	25,000	35,000	—	—	—
City Hall Exterior Fascia Grouting	—	25,000	—	—	—	—
City Hall Generator Replacement	—	30,000	—	—	—	—
City Hall Parking Lot	—	10,000	10,000	—	—	—
Elks Park Reconfigure Purple Field	—	25,000	—	—	—	—
Fire St. 90 HVAC/Exhaust System	—	150,000	—	—	—	—
Fire St. 91 Fencing/Gate	—	40,000	—	—	—	—
Fire St. 92 Siding	—	75,000	—	—	—	—
Fire St. 93 Mako and Generator	—	100,000	—	—	—	—
Fire St. 95 Generator Replacement	—	50,000	—	—	—	—
Fisher Golf Course Netting/Fence	—	20,000	20,000	—	—	—
Franklin Park Pavilion Shades	—	15,000	—	—	—	—
HBCC ADA Upgrades	—	75,000	75,000	—	—	—
HBCC Park Parking Lot	—	15,000	—	—	—	—
HBCC Security System Upgrade	—	20,000	—	—	—	—
Kissel Park Irrigation Upgrade	—	50,000	—	—	—	—
Kissel Park Trash Bin Screening	—	5,000	—	—	—	—
Kiwanis Park Lights	—	25,000	—	—	—	—
Lions Park Picnic Shelter	—	40,000	—	—	—	—
PW Downtown Irrigation Upgrade	—	20,000	20,000	—	—	—
PW Locker Room HVAC	—	80,000	—	—	—	—
PW N. 1st St. Maintenance/Irrigation	—	5,000	5,000	—	—	—
PW Outside Doors/Frames	—	30,000	30,000	—	—	—
PW Parks Department Carport	—	150,000	—	—	—	—
PW Sidewalk Repair	—	5,000	—	—	—	—
PW Wash Bay Pressure Washer	—	25,000	—	—	—	—
Randall Park Walkway/48th Ave.	—	40,000	—	—	—	—
Tahoma Cemetery Office Renovation	—	25,000	—	—	—	—
Tahoma Cemetery Panic Button	—	5,000	—	—	—	—

PROJECTED FINANCIAL IMPACT 2022 - 2027

	2022 YE Est	2023 Budgeted	2024 Budgeted	2025 Projected	2026 Projected	2027 Projected
Tree Replacement	—	30,000	30,000	30,000	30,000	30,000
WFCC ADA Upgrades	—	50,000	50,000	—	—	—
WFCC Panic Button Install	—	5,000	—	—	—	—
WFCC Roof/HVAC Replacement	—	550,000	—	—	—	—
WFCC Security System Upgrade	—	20,000	—	—	—	—
WV Comm Park Irrigation Upgrade	—	35,000	—	—	—	—
WV Comm Park Walk Bridge	—	250,000	—	—	—	—
YMCA Aquatic Capital Repair	—	50,000	100,000	—	—	—
YMCA Aquatic Operation	—	30,000	60,000	—	—	—
YPD Zais Center Court Remodel	—	75,000	—	—	—	—
YPD Zais Center Roof Replacement	—	20,000	—	—	—	—
YPD Zais Center Service Counter	—	40,000	—	—	—	—
Chesterley Park Picnic Shelter	—	—	40,000	—	—	—
City Hall 2nd Floor Lobby Carpet	—	—	55,000	—	—	—
City Hall Carpet/Paint Finance	—	—	24,000	—	—	—
City Hall Emergency Generator	—	—	200,000	—	—	—
Elks Park Fence Replacement	—	—	50,000	—	—	—
Elks Park Outfield Fence Replacement	—	—	10,000	—	—	—
Elks Park Picnic Shelter Replacement	—	—	40,000	—	—	—
Fire St. 93 Xeriscape	—	—	100,000	—	—	—
Fire St. 95 Xeriscape	—	—	100,000	—	—	—
Fisher Golf Course Starter House	—	—	75,000	—	—	—
Franklin Park Landscape/Stanley Blvd	—	—	25,000	—	—	—
Franklin Park Retaining Wall	—	—	40,000	—	—	—
Franklin Pool Concession Bldg.	—	—	175,000	—	—	—
Gardner Park Replace Outfield Fence	—	—	35,000	—	—	—
Harman Center Interior/Ext Paint	—	—	45,000	—	—	—
Harman Center Irrigation System	—	—	30,000	—	—	—
HBCC Park Basketball Court	—	—	30,000	—	—	—
HBCC Re-Key Interior Doors	—	—	25,000	—	—	—
HBCC Stove Top #9 Replacement	—	—	5,000	—	—	—
Kissel Park 2nd Picnic Shelter	—	—	40,000	—	—	—
Kiwanis Park Aerating Fountain	—	—	60,000	—	—	—
Kiwanis Park Field 4 Trees	—	—	5,000	—	—	—
Larson Park Lighting Upgrade	—	—	15,000	—	—	—
Larson Park New Playground/Swings	—	—	150,000	—	—	—
Lions Pool Patio Area Fencing	—	—	15,000	—	—	—
PW Hydro Pad Pressure Washer	—	—	25,000	—	—	—
PW Hydro Pad Paint	—	—	18,000	—	—	—
PW Parking Barn Pit Drain Pipe	—	—	12,000	—	—	—
PW Underground Fuel Tanks	—	—	300,000	—	—	—
Randall Park Parking Lot/Dog Park	—	—	100,000	—	—	—

PROJECTED FINANCIAL IMPACT 2022 - 2027

	2022 YE Est	2023 Budgeted	2024 Budgeted	2025 Projected	2026 Projected	2027 Projected
Randall Park Playground	—	—	65,000	—	—	—
Tahoma Cemetery Mausoleum	—		25,000	—	—	—
WFCC Interior Paint	—	—	25,000	—	—	—
YPD SWAT Station HVAC	—	—	15,000	—	—	—
YPD Zais Center Roof - EOC	—	—	15,000	—	—	—
Total Funded Expenditures	$ 1,472,114	$ 3,142,524	$ 2,776,676	$ 32,756	$ 32,839	$ 32,924
Total Debt Svc & Funded Expenditures	$ 2,174,458	$ 3,776,636	$ 3,260,788	$ 516,868	$ 516,951	$ 517,036
Beginning Balance	$ 4,360,786	$ 3,884,621	$ 1,792,433	$ 216,093	$ 1,383,673	$ 2,551,170
Projected Ending Balance	$ 3,884,621	$ 1,792,433	$ 216,093	$ 1,383,673	$ 2,551,170	$ 3,718,582
Unfunded Expenditures						
Chesterley Park Artificial Turf Goal Box	$ —	$ —	$ —	$ 10,000	$ 10,000	$ —
Chesterley Park Artificial Turf Fields	—	—	—	500,000	500,000	—
Chesterley Park Pathway	—	—	—	100,000	—	—
City Hall Damper Valve Replacement	—	—	—	25,000	—	—
City Hall LED Lighting	—	—	—	10,000	—	10,000
City Hall Mens Restroom/Locker	—	—	—	35,000	—	—
City Hall Parking Lot	—	—	—	10,000	10,000	10,000
City Hall Roof Replacement	—	—	—	200,000	—	—
City Hall Security Upgrades	—	—	—	15,000	10,000	15,000
City Hall/Bank of America Building	—	—	—	200,000	200,000	200,000
Elks Park Concession/Storage Bldg.	—	—	—	200,000	—	—
Fire St. 90 Apparatus Lift	—	—	—	750,000	—	—
Fire St. 90 Asphalt/Concrete Repair	—	—	—	150,000	—	—
Fire St. 91 Pavement Replacement	—	—	—	200,000	—	—
Fire St. 92 Bay Doors	—	—	—	100,000	—	—
Fire St. 92 Carpet/Paint/Flooring	—	—	—	75,000	—	—
Fire St. 92 Electrical Upgrade	—	—	—	100,000	—	—
Fire St. 93 Asphalt/Concrete	—	—	—	200,000	—	—
Fire St. 93 Roof Replacement	—	—	—	100,000	—	—
Fire St. 95 Pavement Replacement	—	—	—	300,000	—	—
Fisher Golf Course Netting/Fence	—	—	—	20,000	—	—
Franklin Park Pathway	—	—	—	50,000	—	—
Franklin Pool New Waterslide	—	—	—	300,000	—	—
Gardner Park Fence	—	—	—	50,000	—	—
Gardner Park Swing Set Replacement	—	—	—	15,000	—	—
HBCC Kitchen Roof Top Heater	—	—	—	10,000	—	—
HBCC Maintenance	—	—	—	40,000	40,000	40,000
HBCC Park Picnic Shelter	—	—	—	40,000	—	—
HBCC Parking Lot	—	—	—	2,500	—	—

PROJECTED FINANCIAL IMPACT 2022 - 2027

	2022 YE Est	2023 Budgeted	2024 Budgeted	2025 Projected	2026 Projected	2027 Projected
HBCC Roof Replacement	—	—	—	150,000	—	—
HBCC Update Fire Alarm System	—	—	—	45,000	—	—
Kissel Park New Basketball Courts	—	—	—	25,000	—	—
Kissel Park Shade Structures	—	—	—	40,000	—	—
Kissel Park Tennis Courts Resurface	—	—	—	10,000	—	—
Kissel Park Walkway Repair	—	—	—	50,000	—	—
Kiwanis Park East Playground	—	—	—	125,000	—	—
Kiwanis Park New Storage Bldg.	—	—	—	100,000	—	—
Larson Park New Picnic Shelter	—	—	—	50,000	—	—
Lions Pool Filtration System	—	—	—	200,000	—	—
Lions Pool Windows/Doors	—	—	—	120,000	—	—
Milroy Park New Playground/Swings	—	—	—	150,000	—	—
Milroy Park Fencing	—	—	—	100,000	—	—
Milroy Park Parking Lot	—	—	—	60,000	—	—
Milroy Park Picnic Shelter	—	—	—	40,000	—	—
PW Annex Floor/Paint	—	—	—	50,000	—	—
PW Backup Generator	—	—	—	150,000	—	—
PW Bus Turn-Around	—	—	—	150,000	—	—
PW Hydro Pad Pressure Washer	—	—	—	25,000	—	—
PW Interior Renovation	—	—	—	156,000	—	—
PW N. 1st St. Maintenance/Irrigation	—	—	—	5,000	5,000	5,000
PW Security Upgrades	—	—	—	40,000	40,000	—
PW Training Room Windows	—	—	—	20,000	—	—
PW Yard Paving	—	—	—	500,000	500,000	—
Tahoma Cemetery Office Renovation	—	—	—	50,000	—	—
Tahoma Cemetery Section M Dev.	—	—	—	150,000	—	—
WFCC Exterior Paint	—	—	—	35,000	—	—
WFCC Maintenance	—	—	—	40,000	40,000	40,000
WV Comm Park Walkway	—	—	—	60,000	—	—
WV Comm Park Walkway/Resurface	—	—	—	50,000	—	—
YMCA Aquatic Capital Repair	—	—	—	150,000	200,000	250,000
YMCA Aquatic Operation	—	—	—	90,000	120,000	150,000
YPD Annex HVAC Unit	—	—	—	15,000	—	—
YPD Annex Fire Suppression	—	—	—	85,000	—	—
YPD Annex Roof Replacement	—	—	—	80,000	—	—
Chesterley Park Restroom Renovation	—	—	—	—	200,000	—
Chesterley Park Skate Park Expansion	—	—	—	—	100,000	—
City Hall 1st & 2nd Floor Windows	—	—	—	—	350,000	—
Elks Park Playground Replacement	—	—	—	—	200,000	—
Fire St. 92 Asphalt/Concrete Repair	—	—	—	—	200,000	—
Fire St. 92 Remodel West Area/MSA	—	—	—	—	1,000,000	—
Fire St. 95 Storage Facility/Building	—	—	—	—	500,000	—

PROJECTED FINANCIAL IMPACT 2022 - 2027

	2022 YE Est	2023 Budgeted	2024 Budgeted	2025 Projected	2026 Projected	2027 Projected
Fire St. 95 Training Tower Remodel	—	—	—	—	250,000	—
Fisher Golf Course Maint Bldg Pad	—	—	—	—	10,000	—
Franklin Park Tennis Court Fencing	—	—	—	—	70,000	—
Franklin Pool Bath House Replacement	—	—	—	—	1,000,000	—
HBCC Repaint Exterior Walls	—	—	—	—	55,000	—
Kiwanis Park Field 2 Lights	—	—	—	—	250,000	—
Kiwanis Park Field 2 Reconfiguration	—	—	—	—	200,000	—
Kiwanis Park Incinerator Building	—	—	—	—	300,000	—
Kiwanis Park Xeriscape	—	—	—	—	25,000	—
Lions Park Lighting Upgrade	—	—	—	—	20,000	—
Lions Pool Bulkhead Replacement	—	—	—	—	100,000	—
Lions Pool Restroom/Lockers	—	—	—	—	500,000	—
PW Locker Room Renovation	—	—	—	—	150,000	—
PW Parking Garage Floor	—	—	—	—	350,000	—
PW Paving East Parking Lot	—	—	—	—	500,000	—
PW Pit Removal/ Lift Install	—	—	—	—	230,000	—
PW Welding Bay Crane Extension	—	—	—	—	150,000	—
Randall Park Pump Track	—	—	—	—	450,000	—
WV Comm Park Lights	—	—	—	—	200,000	—
WV Comm Park Parking Lot	—	—	—	—	200,000	—
YPD SAU Bldg. Roof Replace	—	—	—	—	40,000	—
YPD SAU Bldg. 2 HVAC Units	—	—	—	—	40,000	—
YPD Zais Center 4 HVAC Units	—	—	—	—	80,000	—
Chesterley Park Lights	—	—	—	—	—	450,000
Fire St. 90 Additional Bay	—	—	—	—	—	500,000
Fire St. 91 Remodel	—	—	—	—	—	3,000,000
Fire St. 93 Flooring Replacement	—	—	—	—	—	500,000
Fire St. 94 Remodel	—	—	—	—	—	4,000,000
Fire St. 95 Remodel	—	—	—	—	—	3,500,000
Kiwanis Park Irrigation System	—	—	—	—	—	35,000
Kiwanis Park Pitching Circles/Turf	—	—	—	—	—	10,000
PW Fuel Pumps	—	—	—	—	—	80,000
Randall Park Restroom West	—	—	—	—	—	200,000
WV Comm Park Picnic Shelter	—	—	—	—	—	40,000
WV Comm Park Creek Improvement	—	—	—	—	—	20,000
YPD Zais Center 6 HVAC Units	—	—	—	—		240,000
Total Unfunded Expenditures	$ —	$ —	$ —	$ 6,973,500	$ 9,395,000	$ 13,295,000

DEBT SERVICE

Debt service includes: 1) Fire Station 92 - ending in 2022, 2) SunDome - ending in 2023, 3) Street Restoration - ending in 2028, and 4) 2010 Railroad Grade Separation - ending in 2034.

FUNDED PROJECTS

CHESTERLEY PARK ARTIFICIAL TURF GOAL BOXES
Install artificial turf goal boxes to help reduce the amount of maintenance and repair. Total estimated cost: $10,000 per year 2022-2026.

CHESTERLEY PARK TURF RENOVATION
Current and previous use of the Chesterley Park fields has caused a need for the turf to be aerated, over-seeded and fertilized. Additional irrigation upgrades to sprinkler heads are also needed. Total estimated cost: $15,000.

CHESTERLEY PARK PICNIC SHELTER
The need for a second picnic shelter at Chesterley Park has been requested by park users to allow for more than one group to utilize the park for events. Total estimated cost: $40,000.

CHESTERLEY PARK SKATE PARK LIGHTS
The Yakima Parks and Recreation Division is once again partnering with our three Rotary Clubs to improve recreation facilities. The three clubs will combine forces and funds to add lighting to the skate park at Chesterley Park to extend the hours of recreational use of the facilities. The total cost for the improvement to Chesterley Park is estimated at $50,000 with the City assisting with a portion of the cost. Total estimated cost: $25,000.

CITY HALL 1ST FLOOR RESTROOM RENOVATION
Renovate both the men's and women's restroom on the 1st floor of City Hall. Total estimated cost: $30,000.

CITY HALL 2ND FLOOR LOBBY CARPET
Replacement of the aging and worn carpet on the 2nd floor of the City Hall Lobby. Total estimated cost: $55,000.

CITY HALL CARPET/PAINT FINANCE
Painting and installation of new carpet within the Finance offices. Total estimated cost: $24,000.

CITY HALL CARPET/PAINT HUMAN RESOURCES
Update the Human Resources' office by paint and installing new carpet. Total estimated cost: $35,000.

CITY HALL CHILLER REPLACEMENT
The chiller at City Hall that keeps the entire facility cool during the warm months, has exceeded its life-expectancy with replacement parts being harder to find. Total estimated cost: $180,000.

CITY HALL DAMPER VALVE REPLACEMENT
The damper valves are a vital part of the City Hall's air circulation system and is used to adjust the air flow volume within the ductwork. Total estimated cost: $25,000 in 2023, $35,000 in 2024 and $25,000 in 2025.

CITY HALL EMERGENCY GENERATOR
A new generator system in City Hall is needed to support the growing infrastructure as the aging generator can no longer keep up with the power load. The cost associated with this request is to conduct a study to determine what is needed in order to provide the power demands within City hall in the event of an emergency outage. Total estimated cost: $200,000.

CITY HALL EXTERIOR FASCIA GROUTING
The building of City Hall needs cleaning and resealing of mortar joints around the exterior base of the building, approximately four bricks high. Due to age, the elements, and road salt spray over the years, the brick has begun to deteriorate. The Roof Parapet joints also need to be cleaned and resealed to prevent further damage. Total estimated cost: $25,000.

CITY HALL GENERATOR REPLACEMENT
An upgrade to the current City Hall generator is necessary. It is becoming more challenging to locate required parts for repairs. A more efficient, reliable generator is needed to ensure Information Technology (IT) services remain in tact during power outages. Total estimated cost: $30,000.

CITY HALL LED LIGHTING
City Hall Facility Maintenance requests to convert all lighting within the City Hall Building to Light Emitting Diode (LED) fixtures. There is a significant cost savings in electricity when using LED (70% less electricity) with better light. Total estimated cost for 2022 - 2023: $35,000 and 2025: $10,000.

CITY HALL PARKING LOT
In order to keep the City Hall parking lot in good condition, routine crack-sealing and striping will be required. Total estimated cost 2023 - 2027: $10,000 per year.

CITY HALL SECURITY UPGRADES
Installation of additional security cameras for City Hall. Total estimated cost 2022, 2024 & 2026: $10,000, and $15,000 in 2023, 2025 & 2027.

CITY HALL/BANK OF AMERICA BUILDING
The City recently acquired the former Bank of America Building that sits adjacent to the current City Hall Building. It is the City's intent to convert this facility to be the new City Hall. To keep this facility in good repair, constant maintenance and other repairs will be necessary. Total estimated cost: $500,000 in 2023, $350,000 in 2024 and $200,000 per year, 2025 - 2027.

ELKS PARK RECONFIGURE PURPLE FIELD
The northeast ballfield (Purple Field) at Elks Park needs to be reconfigured for safety. Currently, a foul ball could enter another ballfield and hit an unsuspecting player. This field is not used as often due to the orientation of the field. Total estimated cost: $25,000.

ELKS PARK PICNIC SHELTER REPLACEMENT
The current picnic shelter at Elks Park is old and becoming unsightly. A new shelter is needed to meet the needs of the neighborhood and park users. Total estimated cost: $40,000.

ELKS PARK FENCE REPLACEMENT
The fence around the green field is in poor condition and needs to be replaced. Total estimated cost: $50,000.

ELKS PARK OUTFIELD FENCE REPLACEMENT
Sections of fence in the outfields on some of the Elk Park fields are aging and will need to be replaced. Total estimated cost: $10,000.

FIRE STATION 90 HVAC/EXHAUST SYSTEM
Station 90 serves as the Fire Department's fleet maintenance facility. The station lacks a Nederman system to extract exhaust from the facility as well as a HVAC system. Total estimated cost: $150,000.

FIRE STATION 91 FENCING/GATE
To adequately secure the facility as well as to protect the general public, the installation of fencing and a gate at Station 91 is needed. Total estimated cost: $40,000.

FIRE STATION 92 SIDING
The siding on Station 92 is in poor condition and is in need of replacement. Total estimated cost: $75,000.

FIRE STATION 93 MAKO AND GENERATOR
The station's Mako SCBA compressor and generator have exceeded their life-expectancy and are in need of replacement. Both are critical pieces of equipment. Total estimated cost: $100,000.

FIRE STATION 93 XERISCAPE
It is desired to xeriscape a large grass area that currently requires several hours per week to maintain and has a failing irrigation system. Total estimated cost: $100,000.

FIRE STATION 95 GENERATOR REPLACEMENT
The station's back-up generator is a critical piece of equipment but has exceeded its life-expectancy and needs to be replaced. Total estimated cost: $50,000.

FIRE STATION 95 XERISCAPE
It is desired to xeriscape a large grass area that currently has over grown trees that have damaged the irrigation system. Total estimated cost: $100,000.

FISHER GOLF COURSE FENCE/NETTING
Adding netting along the perimeter of the golf course in strategic locations will assist with the safety of the golf course. The net would prevent golf balls from leaving the golf course and potentially causing damage. Total estimated cost: $20,000 each year for 2023, 2024 and 2025.

FISHER GOLF COURSE STARTER HOUSE
The interior and exterior of the starter house needs to be renovated. Painting the interior and exterior, upgrades to the restrooms, improved interior lighting, roof replacement, etc. are needed. Total estimated cost: $75,000.

FRANKLIN PARK LANDSCAPE/STANLEY BLVD
The park area between the sidewalk and Stanley Boulevard needs to be renovated and upgraded. Landscaping stones and new plantings are needed to increase the aesthetics of the park. Total estimated cost: $25,000.

FRANKLIN PARK PAVILION SHADES
The shades that have been added to the pavilion are used for providing the performers some relief from the sun while they are performing. The shades will need to be replaced in the future to be able to provide a pleasant performing area. Total estimated cost: $15,000.

FRANKLIN PARK RETAINING WALL
As part of the landscaping upgrades along Stanley Boulevard, a retaining wall is also needed. The retaining wall will create a natural separation from the park and the street. It will also create an attractive landscaping area. Total estimated cost: $40,000.

FRANKLIN POOL CONCESSION BUILDING
At this time, the concession building at Franklin Pool is a storage shed. A modern and efficient concession building is needed. A new concession building could be incorporated into the new bathhouse. Total estimated cost: $175,000.

GARDNER PARK OUTFIELD FENCE
The outfield fence is older and was of poor quality when installed and has not held up well over time and needs to be replaced. Total estimated cost: $35,000.

HARMAN CENTER INTERIOR/EXTERIOR PAINT
The Harman Center is approaching 20-years old and the interior/exterior of the building needs to be repainted. Total estimated cost: $45,000.

HARMAN CENTER IRRIGATION SYSTEM
The irrigation system at the Harman Center needs to be upgraded to the newer and more efficient systems that are available today. A new VFD pump is planned. Total estimated cost: $30,000.

HARMAN CENTER PANIC BUTTON
The installation of a panic button within the front office is necessary to increase the security at this facility. Total estimated cost: $5,000.

HENRY BEAUCHAMP COMMUNITY CENTER (HBCC) ADA UPGRADES
Necessary upgrading of curbs, ramps, doors, and railing in order to meet ADA compliance. Total estimated cost: $75,000 in 2023 & 2024.

HBCC KITCHEN FLOORING
Floor is lifting with several tiles missing; causing a trip hazard around hot appliances. Total estimated cost: $12,000.

HBCC MAINTENANCE
The HBCC is a City-owned facility operated and managed by Opportunities Industrialization Center (OIC) of Washington. The HBCC is an aging facility built in the late '60s/early '70s and is in need of constant maintenance. Total estimated cost: $40,000 each year in 2023-2027.

HBCC PANIC BUTTON INSTALL
The installation of a panic button within the front office is necessary to increase the security at this facility. Total estimated cost: $5,000.

HBCC PARK BASKETBALL COURT
The current basketball court in the park is small and adjacent to the parking lot. A new basketball court is needed. Total estimated cost: $30,000.

HBCC PARK PARKING LOT
The north and south parking lots at the Henry Beauchamp Community Center will need to be resurfaced. Total estimated cost: $15,000.

HBCC PARKING LOT
Maintenance of the parking lot, crack-sealing, remarking lines and handicap boxes. Total estimated cost: $2,500.

HBCC RE-KEY INTERIOR DOORS
Replacement of all internal door locks to the Best Lock Key System in order to be consistent with our other City facilities. This will ensure we have access at all times to the City-owned facility. Total estimated cost: $25,000.

HBCC SECURITY SYSTEM UPGRADE
Upgrading the security system by installation additional cameras. Total estimated cost: $20,000.

HBCC STOVE TOP #9 FAN REPLACEMENT
This is the main fan the evacuates exhaust fumes from the kitchen at HBCC. The fan is over well over 30 years old and is past its life-expectancy. Total estimated cost: $5,000.

KISSEL PARK 2ND PICNIC SHELTER
Kissel Park is a very popular park and requests have been made for a second picnic shelter. Total estimated cost: $40,000.

KISSEL PARK IRRIGATION UPGRADE
The Kissel Park irrigation system is undersized for the size of the park. A new motor, Variable Frequency Drive (VFD) pump and irrigation lines are needed to improve the water ability within the park, especially during hot temperatures. Total estimated cost: $50,000.

KISSEL PARK TENNIS COURTS RESURFACE
The tennis courts are in need of being resurfaced. Park staff will conduct the work to save on labor costs. Total estimated cost: $10,000 each year 2022-2025.

KISSEL PARK TRASH BIN SCREENING
The location of the trash bins is currently in the parking area and is unsightly. Screening would hide the trash bins from sight and add to the overall aesthetics of the park. Total estimated cost: $5,000.

KIWANIS PARK AERATING FOUNTAIN/POND
The pond at Kiwanis Park can become stagnate and unattractive. An aerating fountain would add to the water quality and attractiveness of the pond. Total estimated cost: $60,000.

KIWANIS PARK FIELD 4 TREES
More trees are needed along Field 4 to protect the area from wind and to increase the aesthetics. Total estimated cost: $5,000.

KIWANIS PARK LIGHTS
In addition to the Chesterley Park lighting project, the Yakima Parks and Recreation Division is partnering with our three Rotary Clubs to add lighting to the skate parks and the basketball courts at Kiwanis Park, in order to extend the hours of recreational use of the facilities. The total cost for the improvement to Kiwanis Park is estimated at $100,000 with the City assisting with a portion of the cost. Total estimated cost: $25,000.

LARSON PARK NEW PLAYGROUND/SWINGS
Larson Park does not currently have a playground or swings. Requests by park users have been made to add a playground to the park. Total estimated cost: $150,000.

LARSON PARK LIGHTING UPGRADE
Additional lighting is needed in the park to increase security. Total estimated cost: $15,000.

LIONS PARK PICNIC SHELTER
The current picnic shelter at Lions Park is small and in poor condition. A potential donor has expressed interest in funding 50% of the cost of a new picnic shelter. Total estimated cost: $40,000.

LIONS POOL DEHUMIDIFIER
Current dehumidification efforts at Lions Pool are ineffective. A new air handling and dehumidification system has been designed and is ready to go out to bid. Total estimated cost: $500,000.

LIONS POOL PATIO AREA FENCING
Adding a fence to the area east of the pool will provide a patio space for pool users and for special events and birthday parties. Total estimated cost: $15,000.

PUBLIC WORKS (PW) DOWNTOWN IRRIGATION UPGRADE
The irrigation system within areas of the downtown are aging and in need of replacement and possible reconfiguration. Total estimated cost 2023 - 2024: $20,000 per year.

PUBLIC WORKS HVAC REPLACEMENT BUILDING #4
Installation of a HVAC units on PW Building #4 that services Signs/Lines. The current HVAC unit has exceeded its life expectancy. Total estimated cost: $20,000.

PUBLIC WORKS HYDRO PAD PAINT
Public Works wash bay is heavily utilized by all City Divisions to clean vehicles and equipment. It is deteriorating and needs to be re-epoxied in order to stay in a safe working condition and be more durable. Total estimated cost: $18,000.

PUBLIC WORKS HYDRO PAD PRESSURE WASHER
Public Works wash bay is heavily utilized by all City Divisions to clean vehicles and equipment. It is deteriorating and needs to be re-epoxied in order to stay in a safe working condition and be more durable. Total estimated cost: $25,000 each year 2024 - 2025.

PUBLIC WORKS LOCKER ROOM HVAC
Public Works has an aged and outdated swamp cooler/heater unit on building 5 of the complex which staff spend a significant amount of time repairing and maintaining. Replacement of this unit with an HVAC unit would increase

more controlled air circulation and less moisture in the building. It would also have a cost savings on utility bills which would help our budget. Total estimated cost: $80,000.

PUBLIC WORKS N. 1ST. ST. MAINTENANCE/IRRIGATION
Since an association similar to the Downtown Association of Yakima (DAY) failed to form as was originally anticipated to provide the maintenance of N. 1st St., the duties and responsibilities have defaulted to the City. Funds will be utilized to cover any maintenance/repair costs including the cost for providing irrigation to the newly landscaped areas. Total estimated cost 2023 - 2027: $5,000 per year.

PUBLIC WORKS OUTSIDE DOORS/FRAMES
Six outside doors at the Public Works Complex need to be replacement due to usage over several years. This would also include the door frames. Total estimated cost: $30,000 per year 2023 - 2024.

PUBLIC WORKS PARKING BARN DRAIN PIPE
The wash pit within the parking barn has a drain pipe connecting the wash pit to an oil separator holding tank. It appears that the pipe may be broken; causing extra debris to stay trapped within the wash pit and not into the holding tank; causing the wash pit to back up until a Vactor truck can clean it out. Total estimated cost: $12,000.

PUBLIC WORKS PARKS DEPARTMENT CARPORT
The Parks & Recreation Division has requested a three-sided carport to be built at the back of the PW lot for their equipment storage to protect from the elements. Total estimated cost: $150,000.

PUBLIC WORKS SECURITY UPGRADES
An alarm system was installed at the Equipment Rental shop due to a couple of break ins and reported thefts. This will require ongoing costs. In addition, several more cameras and lights will be installed at the Public Works Complex as well as any other measures to increase security. Total estimated cost 2022 - 2026: $40,000 per year.

PUBLIC WORKS SIDEWALK REPAIR
Public Works has two sections of sidewalk that are uneven and falling apart. They have become a trip hazard that needs to be fixed before someone gets hurt. Street crews will assist with labor. Total estimated cost: $5,000.

PUBLIC WORKS UNDERGROUND FUEL TANKS
The fueling tanks were originally installed in 1993. In order to remain compliant, fueling tanks are required to be replaced no longer than 30 year from when they were installed. The PW fueling tanks will be required to be replace in 2024. Total estimated cost: $300,000.

PUBLIC WORKS WASH BAY PRESSURE WASHER
The pressure washer in the parking barn has exceeded its useful life expectancy and is needing to be replaced. It is becoming costly to repair and is dependent upon by several divisions in keeping equipment/vehicles clean. Total estimated cost: $25,000.

RANDALL PARK PARKING LOT/DOG PARK
The parking lot for the dog park is currently gravel. An asphalt parking lot is needed. Total estimated cost: $100,000.

RANDALL PARK PLAYGROUND
The current smaller children's playground is aging and replacement parts are becoming more difficult to find. A new playground is needed. Total estimated cost: $65,000.

RANDALL PARK WALKWAY/48TH AVE.
During the major renovation of the park in 2018, a walkway along 48th Avenue was planned, but due to the lack of available funds, it was eliminated from the project. The new walkway would allow for safe pedestrian travel along 48th Avenue. Total estimated cost: $40,000.

TAHOMA CEMETERY MAUSOLEUM
The Tahoma Cemetery Mausoleum will need some stucco repair and the exterior painted. The mausoleum roof was replaced in 2020. Total estimated cost: $25,000.

TAHOMA CEMETERY OFFICE RENOVATION
The Tahoma Cemetery office needs reconfiguration and new office furniture to better serve the customer interaction. The current configuration is difficult for families to meet with staff to make funeral arrangements. Total estimated cost: $25,000 in 2023 and $50,000 in 2025.

TAHOMA CEMETERY PANIC BUTTON
The installation of a panic button within the front office is necessary to increase the security at this facility. Total estimated cost: $5,000.

TREE REPLACEMENT
As trees mature or become disruptive to sidewalks, there is an ongoing need to remove and replace the trees to preserve the aesthetics of our community. Total estimated cost 2023 - 2027: $30,000 per year.

WASHINGTON FRUIT COMMUNITY CENTER (WFCC) ADA UPGRADES
Necessary upgrading of curbs, ramps, doors, and railing in order to meet ADA compliance. Total estimated cost 2023 - 2024: $50,000 per year.

WFCC INTERIOR PAINT
Painting of the interior of the WFCC to improve its aesthetics. Total estimated cost: $25,000.

WFCC MAINTENANCE
The Washington Fruit Community Center (WFCC) is a City-owned facility operated and managed by the City's Park & Rec Division. The WFCC is an aging facility built in the late '60s/early '70s and is in need of constant maintenance. Total estimated cost: $40,000 each year in 2022 - 2027.

WFCC PANIC BUTTON
The installation of a panic button within the front office is necessary to increase the security at this facility. Total estimated cost: $5,000.

WFCC RE-KEY INTERIOR DOORS
Replacement of all internal door locks to the Best Lock Key System in order to be consistent with our other City facilities. Exterior doors have already been converted. Total estimated cost: $8,500.

WFCC ROOF/HVAC REPLACEMENT
Installation of four HVAC units on WFCC; including re-roofing. Both the roof and HVAC units have exceeded their life expectancy. Total estimated cost: $550,000.

WFCC SECURITY SYSTEM UPGRADE
With the City's Park & Rec Division operating and managing the WFCC, there is a need to install a new security system. Total estimated cost: $20,000.

WV COMMUNITY PARK IRRIGATION UPGRADE
The irrigation system at the park has aged and will need to be replaced and upgraded with a VFD pump and filtration system. Total estimated cost: $35,000.

WV COMMUNITY PARK WALK BRIDGE
The foot bridge over Wide Hollow Creek in the park is aging and a new bridge design and construction is necessary in the future. Total estimated cost: $250,000.

YOUNG MENS CHRISTIAN ASSOCIATION (YMCA) AQUATIC CAPITAL REPAIR
The City is obligated in accordance with its agreement with the YMCA in contributing towards the cost of capital repair/replacement of the aquatic facility. The City is required to begin paying their agreed amount in 2030. In order for the City to be properly prepared, annual amounts must be set aside to establish a reserve. Total estimated cost: $50,000 in 2023, $100,000 in 2024, $150,000 in 2025, $200,000 in 2026 and $250,000 in 2027.

YMCA AQUATIC OPERATION
The City is obligated in accordance with its agreement with the YMCA in contributing towards the cost of operation of the aquatic facility. The City is required to begin paying their agreed amount in 2030. In order for the City to be properly prepared, annual amounts must be set aside to establish a reserve. Total estimated cost: $30,000 in 2023, $60,000 in 2024, $90,000 in 2025, $120,000 in 2026 and $150,000 in 2027.

YAKIMA POLICE DEPARTMENT (YPD) SWAT STATION HVAC
The current HVAC at the SWAT Building is past its life-expectancy and needs to be replaced. Total estimated cost: $15,000.

YPD ZAIS CENTER AIR CONDITIONING SERVER ROOM
The installation of new air conditioning units to serve the server room at the Zais Law and Justice Center are necessary to keep the servers from overheating. Total estimated cost: $25,000.

YPD ZAIS CENTER AIR CONDITIONING TELECOM ROOM
The installation of a backup air conditioning unit to serve the telecom room at the Zais Law and Justice Center is necessary to keep the telecom equipment from overheating. Total estimated cost: $30,000.

YPD ZAIS CENTER CHILLER REPLACEMENT
The chiller at the Zais Law and Justice Center that keeps the entire facility cool during the warm months, has exceeded its life-expectancy with replacement parts being harder to find. Total estimated cost: $150,000.

YPD ZAIS CENTER COURT REMODEL
The Municipal Court is in need of remodeling the Municipal Court Clerk's office and reconfiguring the front customer service counter. It has been several years since either one has been renovated. With recent changes to converting to electronic files, the Municipal Clerk's office no longer has use for ceiling rolling file storage units and could better utilize the available space to improve the office. The front customer service counter needs to be reconfigured to address identified ergonomic issues. Total estimated cost: $75,000.

YPD ZAIS CENTER ROOF - EMERGENCY OPERATIONS CENTER (EOC)
A section of the roof over the EOC room is worn out and leaks. It has been repaired by contractors on two occasions and needs to be replaced. Total estimated cost: $15,000.

YPD ZAIS CENTER ROOF REPLACEMENT
The condition of the current roof at the Zais Center indicates that it needs to be replaced soon. Total estimated cost: $20,000.

YPD ZAIS CENTER SERVICE COUNTER
Renovation of the Police Service counter service windows is necessary in order to meet the ADA requirements. Total estimated cost: $40,000.

YPD ZAIS CENTER UNINTERRUPTED POWER SUPPLY (UPS) REPLACEMENT
The UPS that serves as a battery backup to the Zais Law and Justice Center is in need of replacement. Total estimated cost: $40,000.

PENDING PROJECTS

CHESTERLEY ARTIFICIAL TURF GOAL BOXES
Install artificial turf goal boxes to help reduce the amount of maintenance and repair. Total estimated cost: $10,000 per year 2022-2026.

CHESTERLEY PARK ARTIFICIAL TURF FIELD
An artificial turf soccer field at Chesterley Park would create a high-quality facility for soccer games and tournaments. The artificial turf field would also decrease the amount of maintenance needed. Total estimated cost: $500,000 in 2025 and 2026.

CHESTERLEY PARK LIGHTS
Installing lights at one soccer field at Chesterley Park would allow evening games to be held, especially in the shorter daylight months in spring and fall. Total estimated cost: $450,000.

CHESTERLEY PARK RESTROOM RENOVATION
The current restroom at Chesterley Park is aging and will need to be replaced. Total estimated cost: $200,000.

CHESTERLEY PARK PATHWAY
The current walkway in the park is deteriorating and needs to be renovated. People utilize the pathway to walk within the park. Total estimated cost: $100,000.

CHESTERLEY PARK SKATE PARK EXPANSION
Through the Comprehensive Master Plan survey, skaters have requested that the skate park be expanded. Total estimated cost: $100,000.

CITY HALL 1st & 2nd FLOOR WINDOWS
Replace the aging, poor efficient windows on the 1st and 2nd floor of City Hall. Total estimated cost: $350,000.

CITY HALL DAMPER VALVE REPLACEMENT
The damper valves are a vital part of the City Hall's air circulation system and is used to adjust the air flow volume within the ductwork. Total estimated cost: $25,000 in 2023, $35,000 in 2024 and $25,000 in 2025.

CITY HALL LED LIGHTING
City Hall Facility Maintenance requests to convert all lighting within the City Hall Building to LED fixtures. There is a significant cost savings in electricity when using LED (70% less electricity) with better light. Total estimated cost for 2022 - 2023: $35,000 and 2025: $10,000.

CITY HALL MENS RESTROOM/LOCKER
Renovation of the men's locker room to include enlarging the locker rooms, installation of another toilet and sink. Total estimated cost: $35,000.

CITY HALL PARKING LOT
In order to keep the City Hall parking lot in good condition, routine crack-sealing and striping will be required. Total estimated cost 2023 - 2027: $10,000 per year.

CITY HALL ROOF REPLACEMENT
The roof at City Hall is in need of replacement. Total estimated cost: $200,000.

CITY HALL SECURITY UPGRADES
Installation of additional security cameras for City Hall. Total estimated cost 2022, 2024 & 2026: $10,000, and $15,000 in 2023, 2025 & 2027.

CITY HALL/BANK OF AMERICA BUILDING
The City recently acquired the former Bank of America Building that sits adjacent to the current City Hall Building. It is the City's intent to convert this facility to be the new City Hall. To keep this facility in good repair, constant maintenance and other repairs will be necessary. Total estimated cost: $500,000 in 2023, $350,000 in 2024 and $200,000 per year, 2025 - 2027.

ELKS PARK CONCESSION/STORAGE BUILDING
The current concession and storage building at Elks Park is utilized by Yakima National Little League during the baseball season. The building is older and has been vandalized several times in the past. A new building will need to be constructed. Total estimated cost: $200,000.

ELKS PARK PLAYGROUND REPLACEMENT
The Elks Park playground is at the end of its useful lifespan and is next in line for replacement. The park is utilized by neighborhood families and younger siblings of children participating in the Yakima National Little League program. Total estimated cost: $200,000.

FIRE STATION 90 ADDITIONAL BAY
Station 90 could benefit by having an additional bay to allow space to work on the department's aerial apparatus. Without the adequate space, servicing of the equipment is contracted out at elevated costs. Total estimated cost: $500,000.

FIRE STATION 90 APPARATUS LIFT
Station 90 currently has only one apparatus lift which limits the ability to work on another apparatus at the same time. An additional lift would improve work productivity. Total estimated cost: $750,000.

FIRE STATION 90 ASPHALT/CONCRETE REPAIR
The asphalt and concrete in and around Station 90 is failing due to years of usage under the extreme weight of the department's apparatuses. Total estimated cost: $150,000.

FIRE STATION 91 PAVEMENT REPLACEMENT
The asphalt and concrete in and around Station 91 is failing due to years of usage under the extreme weight of the department's apparatuses. Total estimated cost: $200,000.

FIRE STATION 91 REMODEL
Station 91 was originally built in the 1970s and has undergone only one renovation which took place in 1996. The HVAC, electrical, plumbing, siding, flooring and concrete are starting to fail and are need of replacement. The station's Nederman system that extracts diesel exhaust from the apparatuses while in the bays as well as the facility's generator have both exceeded their life-expectancy. Total estimated cost: $3,000,000.

FIRE STATION 92 ASPHALT/CONCRETE REPAIR
The asphalt and concrete in and around Station 92 is failing due to years of usage under the extreme weight of the department's apparatuses. Total estimated cost: $200,000.

FIRE STATION 92 BAY DOORS
The bay doors at Station 92 and the Nederman system that extracts diesel exhaust from the apparatuses in the bays are in constant need of repair and need to be replaced. Total estimated cost: $100,000.

FIRE STATION 92 CARPET/PAINT/FLOORING
The carpet and flooring of Station 92 are in need of replacement as this is an aging facility. In addition, the station needs to be repainted. Total estimated cost: $75,000.

FIRE STATION 92 ELECTRICAL UPGRADE
Station 92 was originally built in 1978 and is requiring an electrical upgrade to ensure its safety while meeting the current demands of the station. Total estimated cost: $100,000.

FIRE STATION 92 REMODEL WEST AREA/MSA
Station 92 was originally built in 1978 and was utilized as a day time and volunteer station only by the West Valley Fire Department. Since that time, the Yakima Fire Department (YFD) has annexed the building and houses its Mine Safety Appliance (MSA) program there. The MSA program consists of self-contained breathing apparatus the firefighters use while firefighting fires in an Immediately Dangerous to Life and Health (IDLH) atmosphere. Station 92 is where the trained YFD technicians work on repairing air packs and testing them annually. The space is inadequate for its current use and needs to be remodeled. In addition, the HVAC systems need to be replaced. Total estimated cost: $1,000,000.

FIRE STATION 93 FLOORING REPLACEMENT
Due to the failure of the roof, water that has seeped in has caused significant damage to the station's flooring. Total estimated cost: $500,000.

FIRE STATION 93 ASPHALT/CONCRETE
The asphalt and concrete in and around Station 93 is failing due to years of usage under the extreme weight of the department's apparatuses. Total estimated cost: $200,000.

FIRE STATION 93 ROOF REPLACEMENT
Yakima Fire Station 93 was built in 1996. The station has recently experienced some water damage through the building due to the failure of the roof. The roof needs to be replaced as it has allowed water into the living area causing damage. Total estimated cost: $100,000.

FIRE STATION 94 REMODEL
Yakima Fire Station 94 was originally built in 1968. Since that time, there have been three additions added to the facility that have caused issues over time with the facility. The HVAC system has been problematic as is the current electrical system. The living space is inadequate in size for current needs. In addition, there has been recent water damage to the facility. Total estimated cost: $4,000,000.

FIRE STATION 95 PAVEMENT REPLACEMENT
The asphalt and concrete in and around Station 95 is failing due to years of usage under the extreme weight of the department's apparatuses. Total estimated cost: $300,000.

FIRE STATION 95 REMODEL
Yakima Fire Station 95 was originally built in 1985. It serves as the training facility for the Yakima Fire Department. Over the years, the lack of maintenance has caused this facility to fall in disrepair. The foundation is damaged, the electrical and HVAC systems are not adequate, the irrigation system is not working properly and the living space needs to be remodeled in order to accommodate gender specific rooms. Total estimated cost: $3,500,000.

FIRE STATION 95 STORAGE FACILITY/BUILDING
An adequate storage facility/building is needed to meet the needs of the station. Total estimated cost: $500,000.

FIRE STATION 95 TRAINING TOWER REMODEL
Yakima Fire Station 95 was originally built in 1985 with the training tower. The training tower currently does not meet compliance and is in need of a major renovation. Total estimated cost: $250,000

FISHER GOLF COURSE FENCE/NETTING
Adding netting along the perimeter of the golf course in strategic locations will assist with the safety of the golf course. The net would prevent golf balls from leaving the golf course and potentially causing damage. Total estimated cost: $20,000 each year for 2023, 2024 and 2025.

FISHER GOLF COURSE MAINTENANCE BUILDING PAD
Currently the equipment wash up area for golf course maintenance is gravel. A concrete slab would create a much better space for cleaning up and performing maintenance on the vehicles and mowers. Total estimated cost: $10,000.

FRANKLIN PARK PATHWAY
The current pathway in the park is deteriorating and needs to be renovated. People utilize the pathway to walk within the park. Total estimated cost: $50,000.

FRANKLIN PARK TENNIS COURT FENCING
The fencing around the tennis courts and pickleball courts continue to show signs of age and will need to be replaced. Total estimated cost: $70,000.

FRANKLIN POOL BATH HOUSE REPLACEMENT
The current bathhouse at Franklin Pool is aging and although repairs have been made and the building has been maintained, a new bathhouse will need to be constructed in the near future. Total estimated cost: $1,000,000.

FRANKLIN POOL NEW WATERSLIDE
The current waterslide at Franklin Pool was installed in the early 1990s and although it is currently working, at some point in the future, it will no longer be economical to continue to repair and a replacement will be needed. Total estimated cost: $300,000.

GARDNER PARK FENCE
The original fence along the east side of the park is in poor condition and needs to be replaced. Total estimated cost: $50,000.

GARDNER PARK SWING SET REPLACEMENT
The swing set at the park is older and needs to be replaced. Total estimated cost: $15,000.

HBCC FIRE ALARM SYSTEM
Upgrade fire alarm system, new system will help with locating fire in the building making evacuation safer. Total estimated cost: $45,000.

HBCC KITCHEN ROOF TOP HEATER
The aging kitchen heater is in need of replacement. Total estimated cost: $10,000.

HBCC MAINTENANCE
The Henry Beauchamp Jr. Community Center (HBCC) is a City-owned facility operated and managed by Opportunities Industrialization Center (OIC) of Washington. The HBCC is an aging facility built in the late '60s/ early '70s and is in need of constant maintenance. Total estimated cost: $40,000 each year in 2023-2027.

HBCC PARK PICNIC SHELTER
The Southeast Community Park is home to the Henry Beauchamp Community Center Summer Day Camp program and a picnic shelter would provide the children with some protection from the elements during the summer months and allow families in the neighborhood to have a place for family functions. Total estimated cost: $40,000.

HBCC PARKING LOT
Maintenance of the parking lot, crack-sealing, remarking lines and handicap boxes. Total estimated cost: $2,500.

HBCC REPAINT EXTERIOR WALLS
Exterior painting to preserve the aesthetics of the building. Total estimated cost: $55,000.

HBCC ROOF REPLACEMENT
The current roof has several issues such as the roof drains being set too high to be effective, bubbles have developed within the roofing material and several patches have been installed over the years to stop leaks. Total estimated cost: $150,000.

KISSEL PARK NEW BASKETBALL COURTS
Kissel Park currently has a basketball court, but requests have been made for additional courts in the park. Total estimated cost: $25,000.

KISSEL PARK SHADE STRUCTURES
Requests have been made by park users for additional shade structures within the park near the tennis courts. Total estimated cost: $40,000.

KISSEL PARK TENNIS COURTS RESURFACE
The tennis courts are in need of being resurfaced. Park staff will conduct the work to save on labor costs. Total estimated cost: $10,000 each year 2022-2025.

KISSEL PARK WALKWAY REPAIR
As the walkways within the park age, they will need to be resurfaced and repaired. Total estimated cost: $50,000.

KIWANIS PARK EAST PLAYGROUND
The east playground is older and has been vandalized and is reaching the end of its lifespan and will need to be replaced. Total estimated cost: $125,000.

KIWANIS PARK FIELD 2 LIGHTS
Upgrades to the lighting on Field 2 are needed to increase the quality of lighting for the softball and baseball players. Total estimated cost: $250,000.

KIWANIS PARK FIELD 2 RECONFIGURATION
The current alignment of Field 2 needs to be changed as it is too far from the parking area and foul balls can travel out of the playing area. Total estimated cost: $200,000.

KIWANIS PARK INCINERATOR BUILDING
The old incinerator building in the park is being used as equipment storage. A renovation to the building would provide useable space for groups to gather and enjoy. Total estimated cost: $300,000.

KIWANIS PARK IRRIGATION SYSTEM
Upgrades are needed at Kiwanis Park – Gateway Sports Complex irrigation system. The system is aging and will need to be upgraded and improved to continue to create an attractive appearance to the park and sports facilities and to improve efficiency. Total estimated cost: $35,000.

KIWANIS PARK NEW STORAGE BUILDING
Currently, equipment is stored in the old incinerator building. Plans are to renovate the building to provide useable space for groups and a new space will be needed for equipment and material storage. Total estimated cost: $100,000.

KIWANIS PARK PITCHING CIRCLES/TURF
Artificial turf pitching circles will be used to decreased the amount of labor for staff when the fields are converted from softball games to baseball games. Total estimated cost: $10,000.

KIWANIS PARK XERISCAPE
In the Kiwanis Park parking lot area, there is a large amount of landscaping space that needs to be xeriscape. Total estimated cost: $25,000.

LARSON PARK NEW PICNIC SHELTER
The current picnic shelter within the park is older and although functional, needs to be replaced. Total estimated cost: $50,000.

LIONS PARK LIGHTING UPGRADE
New park lighting is needed to increase safety and security within the park. Total estimated cost: $20,000.

LIONS POOL BULKHEAD REPLACEMENT
Lions Pool currently has a sliding bulkhead which allows for different configurations for swim meets and lap swimming. The current bulkhead has been repaired but will need to be replaced or refurbished. Total estimated cost: $100,000.

LIONS POOL NEW FILTRATION SYSTEM
The design work for a new filter has been completed. The current filtration system is operational and is not in need of replacement. However, at some point in the future, it will need to be replaced with a more efficient system. Total estimated cost: $200,000.

LIONS POOL RESTROOM/LOCKERS
A renovation is needed to upgrade and modernize the restroom and shower facilities for the swimmers. Total estimated cost: $500,000.

LIONS POOL WINDOWS/DOORS
Lions Pool has many windows and sliding doors to provide natural lighting. Due to the moisture created by the pool, the windows and doors will need to be replaced. Total estimated cost: $120,000.

MILROY PARK FENCING
The park fencing along 16th Avenue is older and needs to be replaced. Total estimated cost: $100,000.

MILROY PARK NEW PLAYGROUND/SWINGS
The current playground and swings at Milroy Park is beginning to show its age. It is currently safe and well maintained, but replacement parts are becoming more difficult to find. Total estimated cost: $150,000.

MILROY PARK PARKING LOT
The small parking lot at Milroy Park is aging and will need to be replaced. Total estimated cost: $60,000.

MILROY PARK PICNIC SHELTER
Milroy Park is a very popular park and currently does not have a picnic shelter. The park is well shaded, but still needs the addition of a picnic shelter. Total estimated cost: $40,000.

PUBLIC WORKS ANNEX FLOOR/PAINT
New flooring for the hallways and office areas within PW Kary Annex. Current flooring is worn out from years of usage. Total estimated cost: $50,000.

PUBLIC WORKS BACKUP GENERATOR
Installation of a stationary generator that would be connected to the main power panel to automatically fire up during a power outage in order to continuously provide power at PW. Total estimated cost: $150,000.

PUBLIC WORKS BUS TURN-AROUND
The bus turn-around on 21st Ave. next to the PW complex is in need of being repaved. It has become uneven over the years of usage. In addition, the stormwater drains need to be raised as they are potential tripping hazards for the public and could also damage vehicles. Total estimated cost: $150,000.

PUBLIC WORKS EAST PARKING LOT
The east parking lot at PW serves as the parking lot for its employees. The parking lot is in need of being repaved as areas of the asphalt have already started to deteriorate. Total estimated cost: $500,000.

PUBLIC WORKS FUEL PUMPS
Replacement of the aging fuel pump dispensers that have exceeded their life-expectancy with replacement parts becoming harder to find. Total estimated cost: $80,000.

PUBLIC WORKS HYDRO PAD PRESSURE WASHER
Public Works wash bay is heavily utilized by all City Divisions to clean vehicles and equipment. It is deteriorating and needs to be re-epoxied in order to stay in a safe working condition and be more durable. Total estimated cost 2024 - 2025: $25,000 per year.

PUBLIC WORKS INTERIOR RENOVATION
Repainting and the installation of new flooring within the Transit offices, within the hallway between Transit and the PW training room. Also included is the replacement of the windows of the PW training room as their seals are beginning to leak. Total estimated cost: $156,000.

PUBLIC WORKS LOCKER ROOM RENOVATION
Installation of flooring is needed as the current flooring in the locker room is beginning to lift in places causing water from the showers to leak into the offices of the Refuse Division. The renovation would also include new sinks, toilets, and additional lockers. Total estimated cost: $150,000.

PUBLIC WORKS N. 1ST. ST. MAINTENANCE/IRRIGATION
Since an association similar to the Downtown Association of Yakima (DAY) failed to form as was originally anticipated to provide the maintenance of N. 1st St., the duties and responsibilities have defaulted to the City. Funds will be utilized to cover any maintenance/repair costs including the cost for providing irrigation to the newly landscaped areas. Total estimated cost: $5,000 per year.

PUBLIC WORKS PARKING GARAGE FLOOR
The PW parking garage has developed large cracks within the concrete from years of heavy equipment being parked on it. This is creating a tripping hazard for employees. The floor drains contain large cracks around them as well which is causing the drain to back up; deteriorating the concrete further. Total estimated cost: $350,000.

PUBLIC WORKS PIT REMOVAL/LIFT INSTALL
Removal of the lube pit in Equipment Rental and the installation of a floor level Stertil Koni lift. This will eliminate a falling hazard within the shop. Total estimated cost: $230,000.

PUBLIC WORKS SECURITY UPGRADES
An alarm system was installed at the Equipment Rental shop due to a couple of break ins and reported thefts. This will require ongoing costs. In addition, several more cameras and lights will be installed at the Public Works Complex as well as any other measures to increase security. Total estimated cost 2022 - 2026: $40,000 per year.

PUBLIC WORKS TRAINING ROOM WINDOWS
Upgrading windows and doors within the training room to eliminate leaking of water and dirt into the building. Total estimated cost: $20,000.

PUBLIC WORKS WELDING BAY CRANE EXTENSION
The current overhead crane within the welding bay of Equipment Rental extends only halfway across the shop. This becomes challenging when working on multiple projects because vehicles have to be moved to the one side of the shop in order to use the overhead crane. By installing the extension rails, the overhead crane can serve the entire shop. Total estimated cost: $150,000.

PUBLIC WORKS YARD PAVING
A considerable amount of area of the PW yard is in need of being paved. Total estimated cost 2025 - 2026: $500,000 per year.

RANDALL PARK PUMP TRACK
A group of bike riders and the Single Track Alliance of Yakima (STAY) have raised funds for the pump track design. A design meeting and community input session were held at the park. The STAY group is willing to help fundraise for the new facility. Total estimated cost: $450,000.

RANDALL PARK RESTROOM WEST
The major renovation of Randall Park in 2018 planned for a second restroom on the west side of the park. Due to lack of funding, the second restroom was removed from the project. Currently, a portable toilet is placed on the west side of the park. The only restroom in the 40-acre park is on the east side of the park and is a long way for people to walk to use the facility. Total estimated cost: $200,000.

TAHOMA CEMETERY SECTION M DEVELOPMENT
Irrigation needs to be installed in Section M at Tahoma Cemetery. In addition, this section needs to be surveyed for cemetery plots. Total estimated cost: $150,000.

TAHOMA CEMETERY OFFICE RENOVATION
The Tahoma Cemetery office needs reconfiguration and new office furniture to better serve the customer interaction. The current configuration is difficult for families to meet with staff to make funeral arrangements. Total estimated cost: $25,000 in 2023 and $50,000 in 2025.

WFCC EXTERIOR PAINT
New exterior paint for WFCC to improve aesthetics of the building. Total estimated cost: $35,000.

WFCC MAINTENANCE
The Washington Fruit Community Center (WFCC) is a City-owned facility operated and managed by the City's Park & Rec Division. The WFCC is an aging facility built in the late '60s/early '70s and is in need of constant maintenance. Total estimated cost: $40,000 each year in 2022 - 2027.

WV COMMUNITY PARK CREEK IMPROVEMENT
Wide Hollow Creek travels through West Valley Community Park and crack willows and other vegetation has encroached on the creek and into the park. Removal of woody debris and invasive species will need to occur in the future. In addition to the creek area, the overflow channel into the park needs to be renovated and improved for aesthetics. Total estimated cost: $20,000.

WV COMMUNITY PARK LIGHTS
The east side parking lot currently does not have parking lot lights. To increase safety for park users, new lights will need to be installed. Total estimated cost: $200,000.

WV COMMUNITY PARK PARKING LOT
The west parking area will need to be resurfaced. Total estimated cost: $200,000.

WV COMMUNITY PARK PICNIC SHELTER
West Valley Community Park is a very popular park and the current picnic shelter needs to be replaced. Total estimated cost: $40,000.

WV COMMUNITY PARK WALKWAY
Additional walkways within the park have been requested by park users. Additional walkways closer to the tree line are needed to create a looped walkway within the park. Total estimated cost: $60,000.

WV COMMUNITY PARK WALKWAY/RESURFACE
The current walkway through West Valley Community Park will need to be resurfaced in the future. Total estimated cost: $50,000.

YMCA AQUATIC CAPITAL REPAIR
The City is obligated in accordance with its agreement with the YMCA in contributing towards the cost of capital repair/replacement of the aquatic facility. The City is required to begin paying their agreed amount in 2030. In order for the City to be properly prepared, annual amounts must be set aside to establish a reserve. Total estimated cost: $50,000 in 2023, $100,000 in 2024, $150,000 in 2025, $200,000 in 2026 and $250,000 in 2027.

YMCA AQUATIC OPERATION
The City is obligated in accordance with its agreement with the YMCA in contributing towards the cost of operation of the aquatic facility. The City is required to begin paying their agreed amount in 2030. In order for the City to be properly prepared, annual amounts must be set aside to establish a reserve. Total estimated cost: $30,000 in 2023, $60,000 in 2024, $90,000 in 2025, $120,000 in 2026 and $150,000 in 2027.

YPD ANNEX FIRE SUPPRESSION SYSTEM
Fire suppression is necessary for the YPD Annex Building in the event of a fire as this is where evidence will be stored. Total estimated cost: $85,000.

YPD ANNEX HVAC UNIT
The current HVAC at the Annex Building is past its life-expectancy and needs to be replaced. Total estimated cost: $15,000.

YPD ANNEX ROOF REPLACEMENT
The condition of the current roof at the Annex Building indicates that it needs to be replaced soon. Total estimated cost: $80,000.

YPD SPECIAL ASSAULT UNIT (SAU) BUILDING ROOF REPLACEMENT
The condition of the current roof at the SAU Building indicates that it needs to be replaced soon. Total estimated cost: $40,000.

YPD SAU BUILDING 2 HVAC UNITS
The current HVACs at the SAU Building are past their life-expectancy and need to be replaced. Total estimated cost: $40,000.

YPD ZAIS CENTER 4 HVAC UNITS
Units RTU#1, RTU#2, RTU#3, and AHU-3 are 20-26 years old and have been repaired several times. It is becoming difficult to find parts for future repairs. The units have exceeded their life-expectancy need to be replaced. Total estimated cost: $80,000.

YPD ZAIS CENTER 6 HVAC UNITS
Units AHU-1, AHU-2, AHU-4, AHU-5, AHU-6 and AHU-7 are 20-26 years old and have been repaired several times. It is becoming difficult to find parts for future repairs. The units have exceeded their life-expectancy need to be replaced. Total estimated cost: $240,000.

REET 2 (RT) - FUND 343

This fund is used to track capital improvement projects funded with the second 1/4% Real Estate Transfer Tax (REET 2) moneys the City receives, and the capital projects it funds. This fund is also used to track the debt service on capital improvement projects (Downtown Revitalization, ending in 2022, 2014 Street Improvements ending in 2024, and 2010 Railroad Grade Separation, ending in 2034). Operating supplies are obtained from other departments when possible to help complete projects.

Revenue is mainly from the second 1/4% Real Estate Excise Tax and interest.

PROJECTED FINANCIAL IMPACT 2022 - 2027

	2022 YE Est	2023 Budgeted	2024 Budgeted	2025 Projected	2026 Projected	2027 Projected
Revenues Forecast						
Real Estate Excise Tax	$ 1,592,000	$ 1,600,000	$ 1,600,000	$ 1,600,000	$ 1,600,000	$ 1,600,000
Debt Service Expenditures						
2020 Downtown Futures Refunded	$ 130,553	$ —	$ —	$ —	$ —	$ —
2014 Street Improvement Project	200,000	200,000	200,000	—	—	—
2009 Railroad Grade Separation	170,879	170,053	169,228	168,402	167,577	166,751
Total Debt Service Expenditures	$ 501,432	$ 370,053	$ 369,228	$ 168,402	$ 167,577	$ 166,751
Funded Expenditures						
City Service Allocation	$ 5,487	$ 4,342	$ 4,603	$ 4,741	$ 4,883	$ 5,029
LED Traffic Signal Replacement	50,000	50,000	50,000	50,000	—	—
Operating Supplies	350,000	250,000	250,000	250,000	250,000	250,000
Opticom System Upgrade	25,000	—	—	—	—	—
Street & Traffic Chip Sealing	350,000	350,000	350,000	350,000	350,000	350,000
Street & Traffic Grind & Overlay	750,000	650,000	650,000	650,000	650,000	650,000
Street & Traffic Tree/Sidewalk Rep	50,000	50,000	50,000	50,000	50,000	50,000
Street & Traffic Traffic Calming	35,000	35,000	35,000	35,000	35,000	35,000
Street & Traffic Traffic Signal Maint	75,000	50,000	50,000	50,000	75,000	75,000
Street Lights	30,000	20,000	20,000	20,000	30,000	30,000
Residential Sidewalk Repair (50/50)	—	25,000	25,000	25,000	25,000	25,000
Theromplastic Pavement Markings	—	25,000	25,000	25,000	25,000	25,000
Pavement Condition Index (PCI)	—	—		60,000	—	—
Total Funded Expenditures	$ 1,720,487	$ 1,509,342	$ 1,509,603	$ 1,569,741	$ 1,494,883	$ 1,495,029
Total Debt Svc & Funded Expenditures	$ 2,221,919	$ 1,879,395	$ 1,878,831	$ 1,738,143	$ 1,662,460	$ 1,661,780
Beginning Balance	$ 1,530,662	$ 900,743	$ 621,348	$ 342,517	$ 204,374	$ 141,914
Projected Ending Balance	$ 900,743	$ 621,348	$ 342,517	$ 204,374	$ 141,914	$ 80,134
Unfunded Expenditures						
16th Ave Safety Project	$ —	$ —	$ 200,000	$ —	$ —	$ —

DEBT SERVICE

Debt service includes: 1) Downtown Revitalization, ending in 2022, 2) 2014 Street Improvements ending in 2024, and 3) 2010 Railroad Grade Separation, ending in 2034.

FUNDED PROJECTS

LED TRAFFIC SIGNAL REPLACEMENT

Annual program to replace existing incandescent traffic signal lamps with LED lamps. In addition, upgrading 8-inch LED signal indicator lenses with 12-inch LED lenses. The 12-inch lenses are more visible in all weather conditions. The more visible indicators may help in improving traffic safety at those particular intersections. At the same time, replacing the existing 8-inch lenses with new style 12-inch LED lenses resolves the issue of deteriorating internal components within the enclosure that are approaching 40 years of age. There is also a significant cost savings in energy consumption. Upgrading to LED increases the energy efficiency by over 65% at each intersection. By the end of 2025, the City's traffic signals will all be converted to LED. Total estimated cost: $50,000 per year.

OPERATING SUPPLIES

Provides funding for supplies necessary to complete various maintenance projects. Total estimated cost: $200,000 per year.

OPTICOM SYSTEM UPGRADE

Provide for the upgrade and maintenance of the City's Opticom system. The Opticom system is located at each signalized intersection in the City to ensure City of Yakima owned emergency vehicles get prioritization of the green light when passing through the intersections when they are responding to an emergency. The present system has some components that have been in service for nearly 20 years and are failing at an increasing rate. Replacing the older equipment with updated versions will expand the functionality and responsiveness of the Opticom system. There are features that will allow use by transit vehicles to extend green time at a signal to improve their operational efficiency as well. Total estimated cost: $25,000.

PAVEMENT CONDITION INDEX

Pavement Condition Index, or PCI, is a numerical index between 0 and 100, which is used to indicate the condition of a specific section of road pavement and is generally accepted as the industry standard for scoring pavement condition. It is determined by a manual inspection process, done on site by professional pavement inspectors. Inspectors score a section of roadway by conducting a detailed examination of pavement features; reporting pavement condition data such as distress, roughness, and rutting, and to correlate the data into pavement condition indices for reporting the overall condition of the roadway. A PCI study was last conducted in 2021 to assess the current condition of the City's roadways. A PCI should be done every few years in order to incorporate both improvements made since the last study, as well as to identify any new issues and/or deterioration in the overall conditions of the roadways that may have occurred. Total estimated cost: $60,000.

RESIDENTIAL SIDEWALK REPAIR (50/50)

Residential sidewalk repair program in which the City matches 50% of the cost for the resident to repair their sidewalk. It is a first-come, first-serve program. Total estimated cost 2023 - 2027: $25,000 per year.

STREET & TRAFFIC CHIP SEALING

Chip Sealing or Bituminous Surface Treatment (BST), is a common pavement maintenance practice that extends pavement life and provides a good highly skid-resistant driving surface. It is a relatively inexpensive way to protect pavement from the deteriorating effects of both traffic and weather. Chip sealing is usually 15%-20% of the cost of conducting a conventional grind & overlay. At a fraction of the cost, more miles of maintenance can be achieved; extending the life of the segment of pavement by approximately seven to ten additional years. The City's annual chip seal program provides preventive maintenance to approximately 17 miles of residential and residential collector streets. Total estimated cost 2022 - 2027: $350,000 per year.

STREET & TRAFFIC GRIND & OVERLAY

The grind & overlay process involves removing the existing deteriorated asphalt by grinding down 1 to 3 inches; exposing the base material layer of the roadway. An overlay of new asphalt is then applied in 1 to 2-inch "lifts" to build the road back up to its proper elevation. The life-expectancy of the new pavement is approximately 15 to 20 years depending upon the type and volume of traffic. The City's annual pavement resurfacing program is for arterial and collector roadways. Approximately five-lane miles of road will be resurfaced each year.
Total estimated cost 2022: $750,000, 2023 - 2027: $650,000 per year.

STREET & TRAFFIC TREE/SIDEWALK REPAIR

Funding for the repair of sidewalk hazards city-wide. Typical repairs will include damage from street trees roots, ground settlement, and general deterioration that create potential hazards to pedestrians. Program will also include installation of ADA pedestrian ramps as needs arise. Total estimated cost 2022 - 2027: $50,000 per year.

STREET & TRAFFIC - TRAFFIC CALMING

The Streets and Traffic Division has revised and updated the process for neighborhood traffic calming requests and is now focusing on Education, Enforcement and Engineering as measures to effectively address traffic issues. Such measures include, additional signage, speed radars, installation of speed humps, etc. Total estimated cost 2022 - 2027: $35,000 per year.

STREET & TRAFFIC TRAFFIC SIGNAL MAINTENANCE

Funding for materials to maintain and upgrade traffic signals. Critical components include controlling computers, detection cameras, pedestrian push-button systems, and emergency vehicle preemption. Total estimated cost 2022, 2026 & 2027: $75,000 per year, 2023 - 2025: $50,000 per year.

STREET LIGHTS

The installation of additional street lights is to reduce crimes of opportunity; promoting safer neighborhoods. Total estimated cost 2022, 2026 & 2027: $30,000 per year, 2023 - 2025: $20,000 per year.

THERMOPLASTIC PAVEMENT MARKINGS

Thermoplastic is a material that is applied to asphalt for pavement markings such as stop bars, and crosswalk markings. It is melting onto the surface of the pavement; providing a semi-permanent and reflective marking vs. paint which may only last a year or so based on weather conditions and traffic volume. Thermoplastic can last up to 10 years under good conditions. This in turn, reduces the amount of time required of the crews in maintaining the stop bars and crosswalk markings. Total estimated cost 2023 - 2027: $25,000 per year.

PENDING PROJECTS

16TH AVENUE SAFETY PROJECT
A possible project to increase pedestrian safety on S. 16th Ave. Additional sidewalk installation and/or crossing to be installed. Total estimated cost: $200,000.

TRANSPORTATION BENEFIT DISTRICT (ST) - FUND 344

Transportation Benefit District (TBD) Vehicle License Fees were reinstated by court order in 2020. The City continued to collect TBD funds and were able to complete 2022 projects with revenues on hand. 2022 saw the completion of the North 1st Street Revitalization Phase 2 from N Street to J Street. The next TBD project to be completed is North 1st St Revitalization Phase 3 from MLK Blvd. to J Street. Future TBD listed projects will be completed depending on revenue and projects include debt service for N 1st St Revitalization Phase 3 and various sidewalk and road improvements. Transportation Benefit District (TBD) Vehicle License Fees have been allocated to this fund.

PROJECTED FINANCIAL IMPACT 2022 - 2027

	2022 YE Est	2023 Budgeted	2024 Budgeted	2025 Projected	2026 Projected	2027 Projected
Revenues Forecast						
Transportation Benefit District (TBD)	$ 1,668,000	$ 1,786,000	$ 1,786,000	$ 1,786,000	$ 1,786,000	$ 1,786,000
Funded Expenditures						
City Service Allocation	$ 4,865	$ 2,237	$ 2,371	$ 2,442	$ 2,515	$ 2,590
Transfer - 2018 SIED River Rd	62,800	62,800	62,800	62,800	62,800	62,800
27th & Mead Sidewalk PE	2,000	—	—	—	—	—
27th & Mead Sidewalk RW	11,000	—	—	—	—	—
27th & Mead Sidewalk CN	25,000	—	—	—	—	—
North 1st St Revitalization - Phase 2 CN	55,000	—	—	—	—	—
North 1st St Revitalization - Phase 2 CE	40,000	—	—	—	—	—
North 1st St Revitalization - Phase 3 CN	680,000	3,997,100	922,100	—	—	—
North 1st St Revitalization - Phase 3 PE	110,000	—	—	—	—	—
North 1st St Revitalization - Phase 3 RW	100,000	—	—	—	—	—
North 1st St Revitalization - Phase 3 CE	—	682,900	682,900	—	—	—
6th Ave Roadway Improvement	—	—	200,000	—	—	—
Total Funded Expenditures	$ 1,090,665	$ 4,745,037	$ 1,870,171	$ 65,242	$ 65,315	$ 65,390
Total Debt Svc & Funded Expenditures	$ 1,090,665	$ 4,745,037	$ 1,870,171	$ 65,242	$ 65,315	$ 65,390
Beginning Balance	$ 3,066,264	$ 3,643,599	$ 684,562	$ 600,391	$ 2,321,149	$ 4,041,834
Projected Ending Balance	$ 3,643,599	$ 684,562	$ 600,391	$ 2,321,149	$ 4,041,834	$ 5,762,444
Unfunded Expenditures						
1st St & Washington Ave I/S Impr	$ —	$ —	$ —	$ 2,300,000	$ —	$ —
6th Ave Roadway Improvement	—	—	—	6,230,000	—	—
Fair Avenue Sidewalk: Pacific-NH Blvd	—	—	—	425,000	—	—
Browne Ave Sidewalk 7th-16th Ave.	—	—	—	—	386,000	—
Mead Ave Pedestrian Signal at 10th Ave	—	—	—	—	345,000	—
N 16th Ave Sidewalk Fruitvale-River Rd	—	—	—	—	290,000	—
Nob Hill Blvd & Fair Ave I/S Impr	—	—	—	—	300,000	—
Nob Hill Blvd Sidewalk 12th - 14th St	—	—	—	—	150,000	—
Pacific Ave Sidewalk Fair to Jail Prop	—	—	—	—	345,000	—
Powerhouse & Englewood I/S Impr	—	—	—	—	837,000	—
3rd Ave Sidewalk Nob Hill - Walnut	—	—	—	—	—	550,000
Total Unfunded Expenditures	$ —	$ —	$ —	$ 8,955,000	$ 2,653,000	$ 550,000

FUNDED PROJECTS

6TH AVENUE ROADWAY IMPROVEMENT

Reconstruct the roadway by removing Hot Mix Asphalt (HMA) and underlying concrete, adding base course, new HMA, lighting, sidewalks, and underground utilities. Trolley tracks will be upgraded as well.. Total estimated cost: $200,000.

27TH & MEAD SIDEWALK

Construct missing sidewalk on the south side of Mead Ave from 27th Ave to 28th Ave. Right of way was purchased in 2022 and City forces will construct the sidewalk. Total estimated cost: $38,000.

NORTH FIRST STREET REVITALIZATION - Projects 2390 / 2580 - Phase 2 / Phase 3

The City of Yakima's North 1st Street Revitalization Project includes reconstructing about 1.5 miles of roadway, rebuilding sidewalks, installing new lighting, building median islands, redirecting utility lines, and enhancing landscaping. Phase 1, from 'N" Street to SR-12, funded by a Federal grant, was completed in 2019. Phase 2, 'J' Street to 'N' Street was completed in 2022. Phase 3, MLK Boulevard to 'J' Street, is currently in design and scheduled for advertisement in fall 2022. Total estimated cost for Phase 2: $3,100,000 from TBD funding. Phase 3 is estimated at $13,384,000.

PENDING PROJECTS

1ST STREET & WASHINGTON Avenue I/S IMPROVEMENTS
Realign the intersection including widening E. Washington Avenue for an additional lane, replace the curb, gutter, and sidewalk, ADA ramps, and construct a new signal.

3RD AVENUE SIDEWALK - NOB HILL TO WALNUT
Replace existing damaged sidewalk panels, add sidewalks were needed and install ADA ramps.

BROWNE AVENUE SIDEWALK - 7TH AVE TO 16TH AVE
Replace existing damaged sidewalk panels, add sidewalks were needed and install ADA ramps.

FAIR AVENUE SIDEWALK - PACIFIC AVENUE TO NOB HILL BOULEVARD
Complete sidewalks on west side of Fair Ave from Pacific Avenue to Nob Hill Blvd including ADA ramps where needed.

MEAD AVENUE PEDESTRIAN SIGNAL - 10TH AVENUE
Install a pedestrian signal at the east leg of the intersection.

N. 16TH AVENUE SIDEWALK - FRUITVALE BLVD TO RIVER ROAD
Complete sidewalks on west side of 16th Ave from River Road to "J" Street including ADA ramps where needed.
The following is the current list of future TBD projects, including phase 3 of the N. 1st Street Revitalization, described previously. The projects may be eligible for different and various other funding sources and may be completed in any order or even as part of other projects.

NOB HILL BOULEVARD AND FAIR AVENUE I/S IMPROVEMENTS
Widen Nob Hill Boulevard through the intersection, construct left-turn lane, curb, gutter, sidewalk, street lighting and drainage, from E Nob Hill Blvd to Fair Ave. An upgrade to the signal, including mast arm structures is also planned. The funding for purchase of the right-of-way has been secured in the amount of $190,000 and the design process for the project is 30% complete. Currently waiting for roadway appraisals. Total estimated cost: A Surface Transportation Program (STP) grant in the amount of $1,460,160 has been procured for construction in 2024 with a local match in the amount of $227,890 required.

NOB HILL BOULEVARD SIDEWALK - 12TH ST - 14TH ST
Complete sidewalks Nob Hill from 12th Street to 14th Street to including ADA ramps where needed.

PACIFIC AVENUE SIDEWALK - FAIR AVE TO JAIL PROPERTY
Complete sidewalks on south side of Pacific Ave from Fairgrounds entrance to the Count jail property to including ADA ramps where needed.

POWERHOUSE ROAD AND ENGLEWOOD AVENUE I/S IMPROVEMENTS
Install traffic signal at the intersection.

STREET OVERLAY & RECONSTRUCTION - FUND 346

The Street Overlay and Reconstruction Fund is used for street infrastructure projects listed in the Six Year Transportation Improvement Program (STIP).

The primary ongoing revenue in this fund is from grant reimbursements, while the remaining funding is a result of gas tax funds. The amount and time of receipt is dependent on project approval and construction progress of each individual project, as the majority of grants are paid as a reimbursement of expenses. Generally, eligible expenditures are only reimbursed if they occur after a grant award date, consequently, grants must be applied for and awarded before major work can commence.

As documented work is completed on each phase of a project (using City funds), Finance follows-up with a reimbursement request, and when received, these funds are then placed back into the Street Overlay and Reconstruction Fund for future use on other projects.

Many grants have a requirement for local funding, also termed matching funds, which require that the City pay a percentage or dollar amount of the total project from their funds. Local funding can include just about any project related expense incurred by the City/County, including time spent by consultants, City/County engineers, street personnel, equipment, etc. These charges must be documented as required for reimbursement.

PROJECTED FINANCIAL IMPACT 2022 - 2027

	2022 YE Est	2023 Budgeted	2024 Budgeted	2025 Projected	2026 Projected	2027 Projected
Revenues Forecast						
Transfers - TBD	$ 62,800	$ 62,800	$ 62,800	$ 62,800	$ 62,800	$ 62,800
Property Tax	392,522	517,738	648,292	—	—	—
Federal Grant (FHWA)	186,700	4,813,300	—	—	—	—
Federal Highway Administration	3,518,823	274,551	1,891,755	—	—	—
Department of Transportation	723,100	2,301,508	1,800,000	—	—	—
Transportation Improvement Board	250,000	1,500,000	—	—	—	—
Arterial Street Gas Tax	575,543	583,000	588,000	—	—	—
Engineering/Interest/Assmt/Intgov't	481,000	251,000	251,000	—	—	—
Total Revenue Forecast	$ 6,190,488	$10,303,897	$ 5,241,847	$ 62,800	$ 62,800	$ 62,800
Debt Service Expenditures						
2015 21st Avenue/Airport	$ 58,090	$ 58,090	$ —	$ —	$ —	$ —
2016 SOZO	106,197	106,197	106,197	106,197	106,197	106,197
2018 River Rd Impr/Aquatics Ctr	62,800	62,800	62,800	62,800	62,800	62,800
2021 SOZO	—	117,289	117,289	117,289	117,289	117,289
Total Debt Service Expenditures	$ 227,087	$ 344,376	$ 286,286	$ 286,286	$ 286,286	$ 286,286

PROJECTED FINANCIAL IMPACT 2022 - 2027

	2022 YE Est	2023 Budgeted	2024 Budgeted	2025 Projected	2026 Projected	2027 Projected
Funded Expenditures						
City Service Allocation	$ 68,649	$ 50,675	$ 53,716	$ 55,327	$ 56,987	$ 58,697
Operating Supplies	7,560	—	—	—	—	—
Professional Services	60,000	57,000	37,000	—	—	—
3rd Ave / Division Street Study	30,000	—	—	—	—	—
72nd & Washington Improvements	103,000	—	2,200,000	—	—	—
Cowiche Canyon Trail	40,000	1,849,800	—	—	—	—
Fruitvale/River Road Roundabouts	363,000	267,400	2,437,000	—	—	—
McClure Elementary School Safety	430,000	—	—	—	—	—
N. 1st Street Revitalization – Phase 3	186,700	6,313,300	—	—	—	—
Nob Hill Grind & Overlay Design	155,000	—	—	—	—	—
Nob Hill/Fair Ave Intersection	370,000	50,000	1,250,000	—	—	—
Northside Alley Paving	160,000	—	—	—	—	—
Pacific Ave Sidewalks	50,000	200,000	—	—	—	—
Robertson Elementary School Safety	56,800	530,000	—	—	—	—
Roosevelt & McKinley Flashers	15,000	—	—	—	—	—
Spring Creek Road - Phase II	536,820	—	—	—	—	—
Summitview Resurfacing	2,573,060	—	—	—	—	—
Miscellaneous Utility Costs on Projects	200,000	200,000	200,000	—	—	—
Total Funded Expenditures	$ 5,405,589	$ 9,518,175	$ 6,177,716	$ 55,327	$ 56,987	$ 58,697
Total Debt Svc & Funded Expenditures	$ 5,632,676	$ 9,862,551	$ 6,464,002	$ 341,613	$ 343,273	$ 344,983
Beginning Balance	$ 2,206,592	$ 2,764,404	$ 3,205,750	$ 1,983,595	$ 1,704,782	$ 1,424,309
Projected Ending Balance	$ 2,764,404	$ 3,205,750	$ 1,983,595	$ 1,704,782	$ 1,424,309	$ 1,142,126
Unfunded Expenditures						
Box Culvert Installation	$ —	$ —	$ —	$ 126,448	$ —	$ —

DEBT SERVICE

Debt service includes SIED debt of: 1) 21st Ave/Airport - ending in 2023, 2) SOZO - ending in 2027, 3) River Road/ Aquatics Center - ending in 2029, and 4) Spring Creek Road - ending in 2032.

FUNDED PROJECTS

3RD AVENUE / DIVISION STREET STUDY

Utilizing SIED funding, the City performed a traffic study at the intersection of 3rd Avenue and Division Street. The study provided four possible alternatives to improve pedestrian safety if the location sees increased pedestrian activity due to economic growth in the area. Any improvements are expected to be paid for using SIED funds. Total estimated cost: $30,000.

72ND & WASHINGTON IMPROVEMENTS - Project 2517

Improve intersection by constructing a roundabout. This project was awarded in 2019, but paused due to I-976. Project is currently in design and construction likely in 2023. Project to be funded by using Washington State Legislative Grant and local funds. Total estimated cost: $2,303,000.

COWICHE CANYON TRAIL - Project 2430

Construct a 2 miles gravel pathway, including 2 pedestrian bridges over Cowiche Creek in 2 stages. Stage 1: Powerhouse to Cowiche Canyon Lane; and Stage 2: Cowiche Canyon Lane to trailhead. Stage 1 is slated to start in Spring 2023, and stage 2 is currently unfunded. Stage 1 planned for advertisement in the fall of 2022 and funded by Connect Washington – State Funding. Total estimated cost for stage 1: $2,661,808.

FRUITVALE/RIVER ROAD ROUNDABOUTS - Project 2447

Improve the intersections of River Road & Fruitvale Boulevard, and N. 34th Avenue and River Road by installing roundabouts. The design process for the project is 30% complete and in the right-of-way phase. This project is funded using a Federal grant application from the Highway Safety Improvement Program (HSIP) and National Highway Freight Program, and State legislative funds. Total estimated cost: $3,067,400.

MCCLURE ELEMENTARY SCHOOL SAFETY IMPROVEMENTS - Project 2473

This project made various pedestrian safety improvements in the vicinity of McClure Elementary School, such as, constructing sidewalk, ADA ramps and improving crosswalks. $270,000 was funded by the Safe Routes to School (SRTS) program and the remaining locally. Total cost: $430,400.

NORTH FIRST STREET REVITALIZATION - PHASE 3

The City of Yakima's North 1st Street Revitalization Project includes reconstructing about 1.5 miles of roadway, rebuilding sidewalks, installing new lighting, building median islands, redirecting utility lines, and enhancing landscaping. Phase 1, from 'N" Street to SR-12, was completed in 2019. Phase 2, 'J' Street to 'N' Street, using TBD funds, was completed in 2022. Phase 3, MLK Boulevard to 'J' Street, funded by $6.5 million from federal and TIB funds (with the remaining funded through TBD), is currently in design and scheduled for advertisement in fall 2022. Total estimated cost for Phase 2: $3,100,000 from TBD funding. Phase 3 is estimated at $13,384,000.

NOB HILL GRIND & OVERLAY DESIGN

Design for the grind and overlay, Nob Hill Blvd from 4th Street to 28th Ave, which will begin in 2022, with funding coming from Arterial Streets - Street Restoration fees. The remainder of the project will remain on the "shelf" until construction funding becomes available. Total estimated cost: $155,000.

NOB HILL/FAIR AVE INTERSECTION - Project 2143

Widen Nob Hill Boulevard through the intersection, construct left-turn lane, curb, gutter, sidewalk, street lighting and drainage, from E Nob Hill Blvd to Fair Ave. An upgrade to the signal, including mast arm structures is also planned. The right of way phase has begun and only 4 parcels remain. Design continues and is 30% complete. A Surface Transportation Program (STP) grant in the amount of $1,460,160 has been procured for construction in 2024 with a local match in the amount of $227,890 required. Total estimated cost: $1,670,000.

NORTHSIDE ALLEY PAVING

Pave the east/west gravel alleys between Summitview Avenue and Fruitvale Boulevard from 16th Avenue to 6th Avenue. Congestion Mitigation and Air Quality Improvement (CMAQ) funding has been awarded in the amount of $500,000, with local funding in the amount of $78,000 required as a match. Project completed in 2022 for a total cost of $578,000.

PACIFIC AVE SIDEWALKS

This project will construct missing segments of sidewalk and ADA ramps along the west and north sides of Pacific Avenue. The City received $250,000 from the Transportation Improvement Board (TIB) for design and construction of this project. Design is planned for fall 2022 with construction in 2023. Total estimated cost: $250,000.

PROFESSIONAL SERVICES

Professional Services include tasks and expertise not available with City staff including but not limited to: specialized research, traffic studies, environmental analysis, reports, funding options/submittals and surveying.

ROBERTSON ELEMENTARY SCHOOL SAFETY

This project will make various pedestrian safety improvements in the vicinity of Robertson Elementary School, such as new sidewalk and constructing ADA ramps. Design work will began in the Fall of 2021 with construction into 2023. The project is 100% funded through the Safe Routes to School program. Total estimated cost: $586,800.

ROOSEVELT & MCKINLEY FLASHERS

This project will construct a Rectangular Rapid Flashing Beacon at a mid-block crossing near Roosevelt Elementary School, one near McKinley Elementary School, one near Eisenhower High School, and one near Apple Valley Elementary. Funding is provided by the Washington Traffic Safety Commission utilizing the State School Zone Safety Account. Design and construction completed in 2022. Total project cost: $45,000.

SPRING CREEK ROAD – PHASE 2 - Project 2559

This project will construct a Rectangular Rapid Phase 2 - Spring Creek Road will be widened & reconstructed to correct the substandard Spring Creek Road from Washington Ave. to the SOZO Sports entrance on 36th Ave. Also included is the construct of a traffic signal at the S. 48th Ave. and W. Washington Ave. intersection. Phase 1 was completed, and Phase 2 began construction in June of 2021 and is to be completed in 2022 using Supporting Investment in Economic Development (SIED) funding and a $650,000 Washington State Legislative grant. Total project cost: $2,700,000.

SUMMITVIEW RESURFACING

Grind and overlay, N. 40th Avenue to N. 48th Avenue and 56th Ave to 72nd Ave. Design began in 2021 with construction into 2022. The City was awarded 100% of the funds through an National Highway Performance Program (NHPP) federal grant and requires no matching funds. Total project cost: $2,575,000.

MISCELLANEOUS UTILITY COSTS FOR PROJECTS

Utility costs associated with projects that may not be eligible for project funding and reimbursements. These costs are often unknown early in project development as not all funding sources may be known, or new funding is obtained that restricts eligibility.

PENDING PROJECTS

BOX CULVERT INSTALLATIONS

Replace existing two-lane bridge over Wide Hollow Creek with two-lane culvert. The City's involvement is only to pass through an Ecology grant, used initially for design, in the amount of $100,000, in conjunction with the County's flood plain management project along with $26,448 in local funding. The original completion date was in 2018. This project will resume once funding is available, and is currently scheduled for 2026. Yakima County has applied for funding for related projects in this neighborhood. Total estimated cost: $126,448.

CONVENTION & EVENT CENTER (BD) - 370

The Yakima Convention & Event Center Capital Fund is used to account for major facility upgrades and purchases. This fund also provides for items such as furniture replacement, HVAC repairs, audio-visual equipment, parking lot, lights, roofing, and replacement of other miscellaneous capital equipment as needed.

In 2021, the legislature passed a law that buildings over 50,000 gross square feet must comply with the Washington Clean Buildings Act. This requires a 15% reduction in energy use by 6/1/28 for a building our size. While this seems like a long way out, planning must start now as penalties will be imposed for non-compliance. Capital expenses will be incurred during this process, but there will be long term benefits from the savings in the usage. There is an incentive program that the Yakima Convention and Event Center has already signed up for to assist in covering anticipated capital expenditures. The HVAC control upgrade is the first step in this process.

Reserves for major facility maintenance come from Hotel/Motel Tax and/or the Public Facilities District State Sales Tax credit. The Public Facilities Board transfers funds to ensure adequate funding is available for future scheduled projects.

PROJECTED FINANCIAL IMPACT 2022 - 2027

	2022 YE Est	2023 Budgeted	2024 Budgeted	2025 Projected	2026 Projected	2027 Projected
Revenues Forecast						
Transfers	$ 225,000	$ 500,000	$ 500,000	$ 200,000	$ 200,000	$ 200,000
Hotel/Motel Tax	69,114	292,500	325,000	331,500	338,130	344,893
Total Revenue Forecast	$ 294,114	$ 792,500	$ 825,000	$ 531,500	$ 538,130	$ 544,893
Funded Expenditures						
City Service Allocation	$ 53,764	$ 72,920	$ 77,295	$ 79,614	$ 82,002	$ 84,462
Professional Services	74,000	100,000	100,000	100,000	100,000	100,000
Repair & Maintenance	197,372	235,000	110,000	160,000	160,000	160,000
Smalls Tools/Minor Equipment	30,000	35,000	35,000	37,500	40,000	45,000
Convention & Event Center Expansion	160,441	—	—	—	—	—
Replace Original Bldg/Addition Roof	—	500,000	—	—	—	—
Parking Lot Improvements	—	—	400,000	—	—	—
Update Audio/Visual Equipment	—	—	160,000	—	—	—
Upgrade Lighting System	—	—	225,000	—	—	—
Total Funded Expenditures	$ 515,577	$ 942,920	$ 1,107,295	$ 377,114	$ 382,002	$ 389,462
Beginning Balance	$ 1,659,537	$ 1,438,074	$ 1,287,654	$ 1,005,359	$ 1,159,745	$ 1,315,873
Projected Ending Balance	$ 1,438,074	$ 1,287,654	$ 1,005,359	$ 1,159,745	$ 1,315,873	$ 1,471,304
Unfunded Expenditures						
Moveable Wall Replacement	$ —	$ —	$ —	$ —	$ 225,000	$ —
Replace HVAC Units	—	—	—	—	—	100,000
Total Unfunded Expenditures	$ —	$ —	$ —	$ —	$ 225,000	$ 100,000

FUNDED PROJECTS

CONVENTION & EVENT CENTER EXPANSION

This approved addition added more than 18,000 square feet of needed exhibit and support space. It is being funded by an existing Public Facilities District state sales tax rebate plus a lodging tax that's paid by visitors staying at hotels and motels. The addition will not require any funds from the City of Yakima's (COY) general fund nor fees or taxes to local residents. In May of 2019, ALSC Architects was awarded the bid for Architectural services for the expansion. Construction began in Spring of 2020. This expansion is funded by an Long Term General Obligation (LTGO) bond, to be repaid with Public Facilities District (PFD) and Hotel/ Motel tax revenues. Total estimated cost: $12,500,000.

PARKING LOT IMPROVEMENTS

The East parking lot, directly North of the Dairy Queen, S. of the Chamber of Commerce, have been maintained through crack repairs and resealing for 23 years. Repairing, instead of patching, includes reconfiguration of Sgt. Pendleton Way between 8th & 9th Street to maximize parking. Total estimated cost: $400,000.

PROFESSIONAL SERVICES

Professional Services include outside contractors that are required for things such as HVAC upkeep and servicing, and specialists needed for movable wall work, fire alarm, dishwasher, ovens, coolers and lighting.

REPAIR AND MAINTENANCE

Repairs and Maintenance is an ongoing expense every year. Regular repair and maintenance extend the life of the equipment, building and furnishings. This may include, roofing, parking lots, lights, and large kitchen equipment.

REPLACE ORIGINAL BUILDING/N ADDITION ROOF

Original roof portions A,B,C and D were installed in 1976 and the 1997 includes E & ½ of F. These areas have been maintained with patching problem areas. With sections of the roof 25 years old, and parts over 44 years old, it is past life expectancy and needs to be replaced. If not replaced the cost to fix the issues will double in the future. Total estimated cost: $500,000.

SMALL TOOLS/MINOR EQUIPMENT

This account is reserved for equipment replacements such as chairs, tables, podiums and backdrops that are needed to maintain the inventory for the events held at the Convention & Event Center.

UPDATE AUDIO/VISUAL (AV) EQUIPMENT SOUTH BALLROOM

During the recent expansion, stationary AV was installed in meeting rooms A through J. Screens drop down from the ceiling, projectors are hung from the ceiling and all sound is monitored through these systems. This is state of the art equipment and needs to be in the S. Ballroom also. Planners and attendees expect this type of experience. By updating the equipment it will save many hours of set up time, protect the equipment - as it is ceiling mounted and provide a better-quality display. Hence, a better experience for all. Total estimated cost: $160,000.

UPGRADE LIGHTING SYSTEM

Retrofit the lighting fixtures in rooms A, B, C and D to make the LED lighting consistent throughout the entire grand ballroom and upgrade the S. Ballroom to the LED lighting. This would assist in meeting the Washington Clean Building Act requirements and in the long run have a positive impact with decreased energy costs. Total estimated cost: $225,000.

PENDING PROJECTS

MOVEABLE WALL REPLACEMENT

This replaces the 1976 movable walls in rooms A,B,C,D. They have been well maintained but are nearing the end of their life span. Soundproofing capabilities have increased substantially since these were first installed and parts are getting harder and harder to come by. Total estimated cost: $225,000.

REPLACE HVAC UNITS

These units are nearing their useful life. Energy efficiency will be greater by replacing these HVAC units. It would align with the Washington Clean Building Act. Total estimated cost: $100,000.

ADMINISTRATIVE RESERVE - FUND 392

The Administrative Reserve accounts for general fund administrative capital improvement projects. Departments that may require capital improvements include Information Technology, Records/City Clerk, Economic Development, Human Resources, Finance, Purchasing, Parking, Planning, Engineering, and Codes.

PROJECTED FINANCIAL IMPACT 2022 - 2027

	2022 YE Est	2023 Budgeted	2024 Budgeted	2025 Projected	2026 Projected	2027 Projected
Revenues Forecast						
Special Assessment	$ 6,743	$ —	$ —	$ —	$ —	$ —
Funded Expenditures						
Cayenta Software/Server Upgrades	$ 46,486	$ —	$ —	$ —	$ —	$ —
Payroll Project	—	105,000	85,000	—	—	—
Total Funded Expenditures	$ 46,486	$ 105,000	$ 85,000	$ —	$ —	$ —
Beginning Balance	$ 363,879	$ 324,136	$ 219,136	$ 134,136	$ 134,136	$ 134,136
Projected Ending Balance	$ 324,136	$ 219,136	$ 134,136	$ 134,136	$ 134,136	$ 134,136
Unfunded Expenditures						
Cayenta Upgrades	$ 30,000	$ 30,000	$ 30,000	$ 30,000	$ 30,000	$ 30,000
Payroll Software Licensing	—	—	—	74,500	74,500	74,500
Total Unfunded Expenditures	$ 30,000	$ 30,000	$ 30,000	$ 104,500	$ 104,500	$ 104,500

FUNDED PROJECTS

CAYENTA SOFTWARE / SERVER UPGRADE

Upgrade Cayenta software and servers to support the new upgrade. Total estimated cost in 2022: $46,486.

PAYROLL PROJECT

New payroll software is needed, as the current payroll system was designed in house and the designer has retired, leaving the City with minimal system support. Total estimated cost in 2023 - $105,000 and $85,000 in 2024 for licensing.

PENDING PROJECTS

CAYENTA UPGRADES
Cayenta software upgrades. Total estimated cost 2022 - 2027: $30,000 per year.

PAYROLL SOFTWARE LICENSING
Licensing for the new Payroll system. Total estimated cost 2025 - 2027: $74,500 per year.

AIRPORT (AP/FL/YT) - FUND 422

The airport's Capital Improvement Projects fund is used for expenditures that are required for the purpose of moderate level replacement, capital repair, or capital improvements at the Airport.

Through yearly collection of entitlements and the request for discretionary funds, the airport is able to secure Federal grants to help contribute to the overall cost of a variety of capital improvement projects. Traditionally under this program, the Federal Aviation Administration (FAA) will contribute up to 90 percent of the funding required to construct all improvements and cover design and construction administration fees. The remaining 10 percent is paid for through the Passenger Facility Charge Program (PFC), which is collected monthly from each passenger who departs from the airport. The table below further highlights current and anticipated future capital improvements.

PROJECTED FINANCIAL IMPACT 2022 - 2027

	2022 YE Est	2023 Budgeted	2024 Budgeted	2025 Projected	2026 Projected	2027 Projected
Revenues Forecast						
Airport Improvement Program Grants	$ 2,600,529	$ —	$ —	$ —	$ —	$ —
Department of Transportation	1,007,490	3,975,000	—	—	—	—
PFC Revenue	148,068	130,000	145,000	149,000	149,000	149,000
Interest/Miscellaneous	57	60	—	—	—	—
Total Revenue Forecast	$ 3,756,144	$ 4,105,060	$ 145,000	$ 149,000	$ 149,000	$ 149,000
Funded Expenditures						
City Service Allocation	$ 35,500	$ 13,534	$ 14,346	$ 14,776	$ 15,219	$ 15,676
Construction - E Gen Aviation Apron	2,600,529	—	—	—	—	—
Design, Eng & Construction Taxi Lane	207,490	2,475,000	—	—	—	—
Passenger Boarding Stairs	74,467	—	—	—	—	—
Terminal Concept Study	800,000	—	—	—	—	—
Crack Seal/Maintenance	—	70,000	—	—	—	—
Snow Removal Equipment	—	1,500,000	—	—	—	—
Total Funded Expenditures	$ 3,717,986	$ 4,058,534	$ 14,346	$ 14,776	$ 15,219	$ 15,676
Beginning Balance	$ 565,345	$ 603,503	$ 650,029	$ 780,683	$ 914,907	$ 1,048,688
Projected Ending Balance	$ 603,503	$ 650,029	$ 780,683	$ 914,907	$ 1,048,688	$ 1,182,012
Unfunded Expenditures						
Terminal Building Design & Eng	$ —	$ —	$ 3,000,000	$ —	$ —	$ —
Terminal Building Construction Ph1	—	—	—	15,000,000	—	—
Terminal Building Construction Ph2	—	—	—	—	15,000,000	—
Rehabilitation of Runway 4/22	—	—	—	—	3,500,000	—
Snow Removal Equipment Building	—	—	—	—	5,000,000	—
ARFF Facility	—	—	—	—	—	15,000,000
Runway 9/27 & Taxiway A Extension	—	—	—	—	—	6,000,000
Total Unfunded Expenditures	$ —	$ —	$ 3,000,000	$ 15,000,000	$ 23,500,000	$ 21,000,000

CONSTRUCTION OF EAST GENERAL AVIATION APRON

This project will rehabilitate approximately 29,400 square yards of asphalt, associated storm drainage, aircraft tie-downs, apron lighting and surface markings. Construction began in 2022 and conclude at the end of September, 2022. Funding sources include a 100% Airport Improvement Program (AIP) administered by the FAA. Total estimated cost: $2,600,529

CRACK SEAL MAINTENANCE

The airport oversees approximately 5.5 million square feet of pavement to accommodate both air and ground transportation. Pavement preservation is key to extending the useful life of the airfield. This project will allow the airport to crack seal key areas of the airfield to ensure it not only preserves the pavement from weather elements but also reducing any hazards cracks may cause aircraft by producing Foreign Object Debris. Funding for this project is already approved by the Federal Aviation Administration under a Passenger Facility Charge application. Total estimated cost 2023: $70,000 per year.

DESIGN, ENGINEER AND CONSTRUCT TAXI LANE CHARLIE

In 2015, City Council adopted the Airport Master Plan, which identifies important Capital Improvement Projects through 2030. One element within the plan identified the need for additional hangar development for aircraft manufacturing, maintenance, and storage of aircraft as the airport continues to witness growth in the aviation industry.

In order to facilitate this concept, in 2018, the City of Yakima extended 21st Avenue and realigned Airport Lane to allow direct access to approximately 15 acres of vacant airport property adjacent to the Armory. Provided this basic infrastructure is now in place, this project will complement the road by expanding the airport's Taxiway system in order to allow aircraft manufacturing, and private and corporate hangar development. Tasks to be completed will include environmental, design, engineering, and construction of approximately 1,900 feet of Taxiway system.

Funding sources include both entitlement and discretionary funding from the Airport Improvement Program administered by the Federal Aviation Administration. The airport's local funding match of 10% will be derived from the Passenger Facility Charge program. Total estimated cost: $2,682,490.

PASSENGER BOARDING STAIRS

Replacement of the airport's passenger boarding stairs was scheduled to be replaced during the 2020-2021 budget cycle. However, due to the coronavirus financial impacts, this project was completed in 2022. Funding to replace these stairs was approved in the Passenger Facility Charge. Total cost: $74,467.

SNOW REMOVAL EQUIPMENT

This project includes the procurement of two high speed runway plows. The airport has two 1992 Oshkosh runway plows that have exceed their useful life span. The aging equipment continue to have major maintenance problems. The high-speed runway plows are essential to keep operations and the airport open during the winter months. Project cost is about $1.5 million of which the Federal Aviation Administration (FAA) will pay for 90% through Bipartisan Infrastructure Law (BIL) infrastructure grant and 10% from the airport's Passenger Facility Charge account Total estimated cost: $1,500,000.

TERMINAL BUILDING CONCEPT STUDY

The main terminal building was originally constructed in 1950's where it has witnessed multiple expansion and remodeling phases in order to meet passenger demands. The 2015 Airport Master Plan conducted a comprehensive evaluation of the facilities to include passenger demands, vehicle parking, airline and rental car ticket counters, ground transportation, passenger concessions, and baggage claim requirements. Given the increasing demands as well as the current building codes, it was determined the main terminal building required demolition and be developed with an updated facility. Funding sources for this Concept Study include earmark, entitlement and discretionary funding from the Airport Improvement Program administered by the FAA. The airport's local funding match of 10% will be derived from the Passenger Facility Charge program Total estimated cost: $800,000.

PENDING PROJECTS

AIRCRAFT RESCUE FIRE FIGHTING (ARFF) FACILITY

This project consists of constructing a new multi-use ARFF building. The proposed location of the building is adjacent to the existing coffee stand and just north of the existing airport administration office. The new building will house the airport ARFF, City of Yakima Fire and City of Yakima Police. This type of facility will be unique to the region in serving multiple emergency response departments. The new facility will enhance safety be decreasing critical response time to the area as well as provide a local police presence to the neighboring area. Currently, a plan is being put together for site plan alternatives to determine a building footprint, as well as an efficient building orientation. Next steps may include an environmental Categorical Exclusion Determination (Cat Ex) and/or a concept study, or possibly a full architectural design effort. All elements will include some level of public involvement in order to facilitate specific City needs. Funding is being sought by city staff to offset as much local match as possible. An ARPA grant was submitted to help pay for this project in July of 2022. Total estimated project cost: $15,000,000.

REHABILITATION OF RUNWAY 4/22

In 2014 the Federal Aviation Administration (FAA) obtained data from the National Climatic Center for years 2000 through 2009 to determine if both Runways were eligible for Federal funding under the Airport Improvement Program (AIP). When the data was analyzed, the FAA determined that 96% of the wind lined up with the airport's primary Runway 9/27 to accommodate the majority of aircraft operations. Although this information is encouraging the airport can accommodate aircraft in windy conditions, the data didn't provide enough justification to keep Runway 4/22 eligible for AIP funds. This project consists of rehabilitating runway 4/22 in the form of a mill and overlay. The project will also include the following elements: new runway lighting system, new lighted runway signs, runway narrowing to 75' width, asphalt and concrete pavement removal as needed, pavement milling, crack seal, paving fabric, Runway Safety Area (RSA)/Object Free Area (OFA) grading, drainage, "Hot Spot" mitigation, installing new fillets at all intersections, updated pavement marking, etc. This project will enhance the safety of Runway 4/22 by rehabilitating the surface and revising the geometry to meet B-II standards Total estimated cost: $3,500,000.

RUNWAY 9/27 AND TAXIWAY A EXTENSION

This project should has been updated into the airport's State Capital Improvement Project (SCIP) for both FAA and Washington State Department of Transportation (WSDOT). This project will need to move up in priority as Alaska Airlines recently announced that the current Bombardier Q400 will be phased out for the Embraer ERJ 170/175 fleet. According to the current master plan update, this aircraft will require approximately 7,800 feet of runway (current length 7,604'). There is room for an extension to the west, but early coordination will be key in order to make this happen. This project may bump other projects currently identified in the airport SCIP. Total estimated cost: $6,000,000.

SNOW REMOVAL EQUIPMENT (SRE) BUILDING

This project consists of constructing a new SRE building in order to store the growing fleet of snow removal and maintenance equipment for Yakima. The location of the building will be between the existing SRE building and FedEx facility. The new building will house the multitude of equipment needed for both maintenance and snow removal operations. Recently, the airport acquired new SRE equipment and the FAA states that the new equipment should be stored indoors in order to increase the life expectancy of the equipment. The Airport is currently in the planning phase for this project. Once the plans have progressed the airport will need to pursue a Categorical Exclusion Determination (CAT Ex) through a project specific National Environmental Policy Act (NEPA) finding. Federal funding through the FAA and AIP will be sought for this project. Total estimated cost: $5,000,000

TERMINAL BUILDING DESIGN & ENGINEERING

The main terminal building was originally constructed in 1950's where it has witnessed multiple expansion and remodeling phases in order to meet passenger demands. The 2015 Airport Master Plan conducted a comprehensive evaluation of the facilities to include passenger demands, vehicle parking, airline and rental car ticket counters, ground transportation, passenger concessions, and baggage claim requirements. Given the increasing demands as

well as the current building codes, it was determined the main terminal building required demolition and be developed with an updated facility. Funding sources include both entitlement and discretionary funding from the Airport Improvement Program administered by the FAA. The airport's local funding match of 10% will be derived from the Passenger Facility Charge program. Total estimated cost: $3,000,000.

TERMINAL BUILDING CONSTRUCTION PHASE 1

During this phase of the construction project, the airport will focus on extending/modify existing utilities such as water, sewer, power, gas, electrical etc. The airport will also be looking at improving and reconstructing airport vehicle access and parking. In addition to these efforts, the airport will set up a temporary security screening and baggage handling area and begin demolition of the existing terminal building, to retain services and begin construction for the foundation of the new terminal building. This is a very premature list of items that will be included in this phase of the construction period. A detailed scope of services will not be available until the Terminal Concept Study is completed. Total estimated cost: $15,000,000.

TERMINAL BUILDING CONSTRUCTION PHASE 2

During this phase of the construction project, the airport will focus on completing demolition of the existing terminal building and complete construction of new terminal building. Areas of focus will be the Transportation Security Administration (TSA) passenger screening areas, passenger ticketing area, baggage handling areas, passenger boarding/arrival areas and airport access pickup/drop-off areas. The airport will also focus on updating the landscaping in front of the terminal building. This is a very premature list of items that will be included in this phase of the construction period. A detailed scope of services will not be available until the Terminal Concept Study is completed. Total estimated cost: $15,000,000.

STORMWATER (SW) - FUND 442

The functions of this division include the responsibilities and obligations set forth by the City's August 2019 Eastern Washington Phase II Municipal Stormwater Permit (permit) and the State mandated Underground Injection Control (UIC) Program (WAC 173-218). Mandated responsibilities include collecting, transporting, and treatment of surface water (stormwater) to protect the environment, public health and welfare, and assess and comply with regulatory agency requirements such as providing education and outreach to the community related to permit compliance. The City completed a Stormwater Collection System Master Plan in 2014. The plan identified $672 million in capital improvement needs for the City's stormwater system. A Master Plan update is underway and is on schedule for completion in the first quarter of 2022. Other items paid from this fund include professional services, repairs and maintenance. All Stormwater projects are funded from Stormwater charges and assessments, transferred from the Stormwater Operating Fund (441).

PROJECTED FINANCIAL IMPACT 2022 - 2027

	2022 YE Est	2023 Budgeted	2024 Budgeted	2025 Projected	2026 Projected	2027 Projected
Revenues Forecast						
Transfers	$ 1,766,736	$ 849,198	$ 949,198	$ 800,000	$ 800,000	$ 800,000
Interest	6,001	10,604	5,919	—	—	—
Total Revenue Forecast	$ 1,772,737	$ 859,802	$ 955,117	$ 800,000	$ 800,000	$ 800,000
Funded Expenditures						
City Service Allocation	$ 24,977	$ 10,554	$ 11,187	$ 11,523	$ 11,869	$ 12,225
Drainage Impr District Integration	100,000	2,000,000	400,000	500,000	300,000	200,000
North First Street - Phase III	300,000	750,000	—	—	—	—
Professional Svcs/R & M/Trans	692,833	110,000	110,000	135,000	135,000	135,000
Street Flood Hazard Reduction	600,000	150,000	250,000	250,000	200,000	200,000
Urban Stream Flood Mitigation	200,000	1,000,000	150,000	250,000	200,000	200,000
Total Funded Expenditures	$ 1,917,810	$ 4,020,554	$ 921,187	$ 1,146,523	$ 846,869	$ 747,225
Beginning Balance	$ 4,151,107	$ 4,006,034	$ 845,282	$ 879,212	$ 532,689	$ 485,820
Projected Ending Balance	$ 4,006,034	$ 845,282	$ 879,212	$ 532,689	$ 485,820	$ 538,595

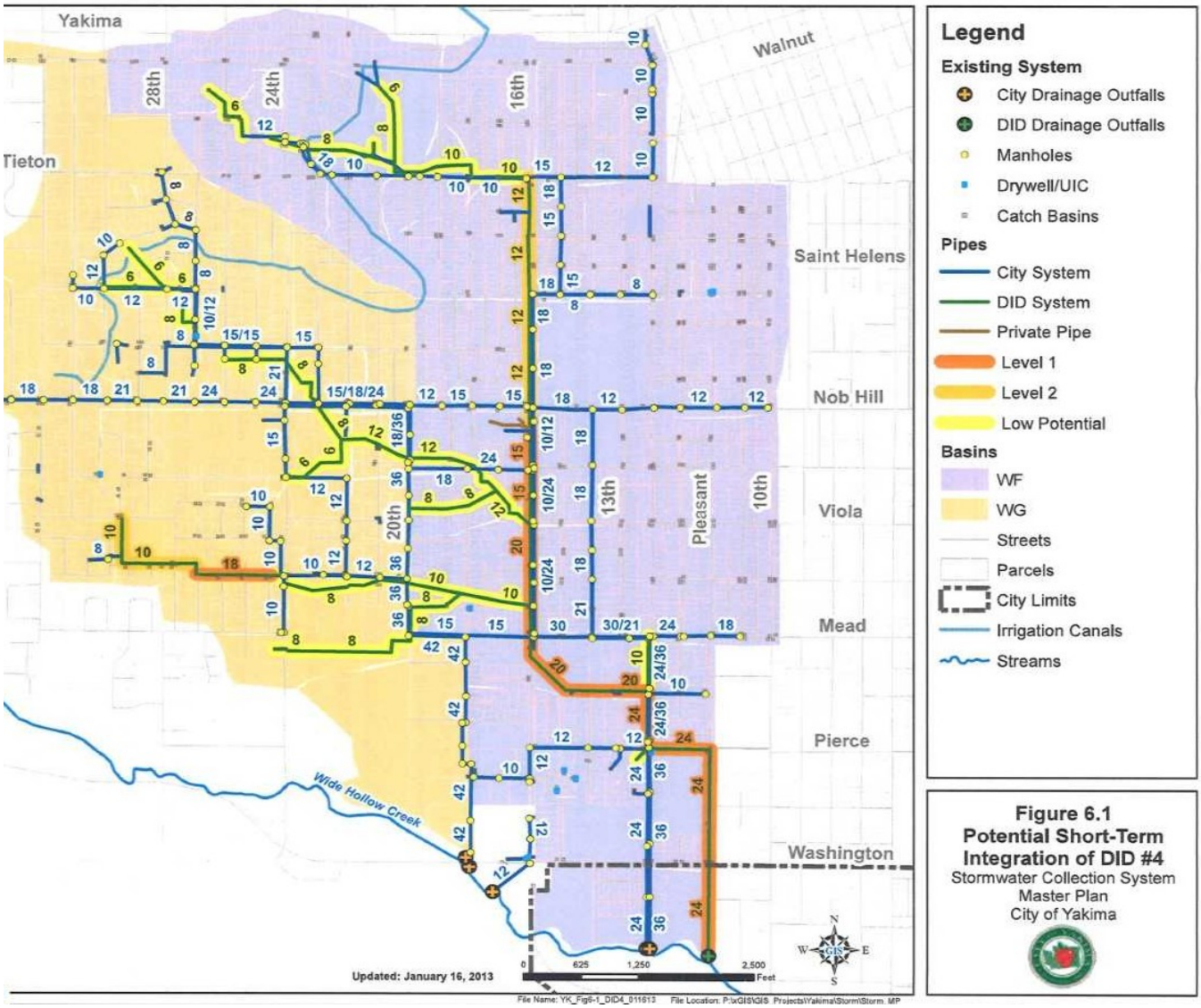

Figure 6.1
Potential Short-Term Integration of DID #4
Stormwater Collection System Master Plan
City of Yakima

FUNDED PROJECTS

DRAINAGE IMPROVEMENT DISTRICT INTEGRATION

Continue repair, abandonment/integration of over 30 miles of former Yakima County Drainage Improvement District (DID) pipes. Year 2022/2023 funding for DID integration is raised to $2,100,000 to address issues with DID pipes that originate in the City of Yakima and cross into Union Gap. A second project scope is under development in 2022 for re-aligning a segment of DID #29. A consulting engineer is under contract in 2022 to engineer a cured-in-place (CIPP) rehabilitation of several thousand feet of deteriorated DID conveyance pipe. Total estimated cost 2022 - 2027: $3,500,000.

NORTH FIRST STREET PHASE III

Provides stormwater system improvements included in Phase III (2022/2023) of the City's North First Street Revitalization Project Total estimated cost 2022 - 2023: $1,050,000.

PROFESSIONAL SERVICES/REPAIR & MAINTENANCE/TRANSFERS

Funds budgeted here include the 2022 Stormwater Collection System Master Plan scheduled for completion in the first quarter of 2023, consulting services for a stormwater study to address bacteria concerns in stormwater receiving waters, along with an emergency repair contingency for future years. Funding is included in the 2022/2023 budget for a Stormwater cost-of-service study to set future rates for equitable and sufficient program support. The 2022 budget includes a projected $1.1 million interfund loan from Water to Irrigation Capital.

STREET FLOOD HAZARD REDUCTION

The Division continues to improve stormwater infrastructure on streets and at intersections that have experienced chronic flooding during rain or snowmelt events. A Stormwater Master Plan update is underway to identify and prioritize new projects to mitigate street flooding. Total estimated cost 2022-2027: $1,650,000.

URBAN STREAM FLOOD MITIGATION

The Stormwater Division is continuing the annual allocation of funds to improve and maintain the conveyance capacity of Yakima urban streams (Shaw, Cowiche, Wide Hollow, Spring, and Ahtanum Creeks), one or more of which has caused flooding in recent years resulting in hundreds of thousands of dollars of City emergency expenses. Projects for years 2022 – 2027 include providing $1,000,000 in 2021 for construction of box culverts at bridges over Wide Hollow creek to alleviate flooding, and streambed debris removal efforts to increase stream conveyance capacity. Total estimated cost 2022-2027: $2,000,000.

TRANSIT (TC) - FUND 464

Transit uses this account for the purchase, assembly and installation of benches, shelters and signage infrastructure that are then placed at the various bus stop locations throughout the service area. Also included are the purchases of replacement buses, transit service vehicles, and bus related equipment.

Revenues are from transit tax and Federal and State grants. The rest of the funding consists of vanpool capital replacement fees, the Dial-a-Ride vehicle lease contract, and revenue from the sale of older transit vehicles.

In 2022-2023, Yakima Transit will continue to fund the construction of sidewalks to support bus stops. In the 2021 budget, engine heaters and solar panels for the buses was approved from a grant, but since the grant has been upgraded in 2022 to include a new engine for a bus. There will also be a purchase of six new buses and paratransit vans, using federal and state grants, with minimal match funds.

PROJECTED FINANCIAL IMPACT 2022 - 2027

	2022 YE Est	2023 Budgeted	2024 Budgeted	2025 Projected	2026 Projected	2027 Projected
Revenues Forecast						
Transit Tax	$ 1,000,000	$ 1,000,000	$ 1,000,000	$ 1,000,000	$ 1,000,000	$ 1,000,000
Dept of Transportation Pass-Thru Grant	223,242	131,625	—	—	—	—
Department of Transportation	320,000	—	—	—	—	—
Transit Grant	3,050,000	280,000	—	—	—	—
Lease/Miscellaneous	283,785	355,351	177,676	—	—	—
Total Revenue Forecast	$ 4,877,027	$ 1,766,976	$ 1,177,676	$ 1,000,000	$ 1,000,000	$ 1,000,000
Funded Expenditures						
City Service Allocation	$ 6,778	$ —	$ —	$ —	$ —	$ —
ADA Sidewalk Installation	150,000	100,000	100,000	100,000	100,000	100,000
Heaters/Solar Panels/Engine	279,053	—	—	—	—	—
Transit Buses	3,050,000	—	—	—	—	—
Paratransit Vans	320,000	—	—	—	—	—
Purchase of McCurley Property /Bldg	5,775,000	—	—	—	—	—
Bus Radios	—	280,000	—	—	—	—
Small Urban Bus Equipment Upgrades	—	131,625	—	—	—	—
Total Funded Expenditures	$ 9,580,831	$ 511,625	$ 100,000	$ 100,000	$ 100,000	$ 100,000
Beginning Balance	$ 8,118,765	$ 3,414,961	$ 4,670,312	$ 5,747,988	$ 6,647,988	$ 7,547,988
Projected Ending Balance	$ 3,414,961	$ 4,670,312	$ 5,747,988	$ 6,647,988	$ 7,547,988	$ 8,447,988
Unfunded Expenditures						
Light Truck	$ —	$ —	$ —	$ 56,000	$ —	$ —
Relief Vehicles	—	—	—	105,000	—	—
Transit Buses	—	—	—	1,650,000	1,650,000	1,650,000
Total Unfunded Expenditures	$ —	$ —	$ —	$ 1,811,000	$ 1,650,000	$ 1,650,000

FUNDED PROJECTS

ADA SIDEWALK INSTALLATION

Continuation of funding for the installation of sidewalks and ADA ramps for the safety of Yakima Transit customers throughout the fixed-route bus system. 80% of the costs associated with this project will be paid from a 5339 Federal Small Urban Grant for this purpose and 20% will come from Transit Capital Improvements funding. Total estimated cost in 2022: $150,000, and $100,000 per year for 2023-2027.

SMALL URBAN 5339 - BUS EQUIPMENT UPGRADES

The original grant was for the bus counters, bus tracking and a new mobile application which was budgeted in late 2019. The funding for this grant was to purchase software and equipment to replace existing Intelligent Transportation System (ITS), and it also includes 5-years of post-installation software support. This grant expires in 2024. Transit is looking into a new system with the balance available for updated features. The original grant was for $561,584, with a current balance of $131,625, to be used in 2023. Total estimated cost: $131,625.

BUS RADIOS

New radios are needed for all of Transit. The current system is failing and needs to be replaced. City Information Technology is working on a solution in conjunction with Transit. Total estimated cost: $280,000.

HEATERS & SOLAR PANELS AND REPLACEMENT ENGINE

Transit received a 5339 Federal Small Urban Grant to be used for equipment projects and facility upgrades. The 5339 grant requires an 80/20 match. Transit is planning to use these funds towards the purchase and installation of engine heating systems for buses to reduce idle time, emissions, and engine wear and solar mounted panels to keep bus batteries charged and one replacement engine for one bus. The grant is completed and excepted. We are anticipating having the work completed and finalized at the beginning of 2023. Total estimated cost: $279,053.

PARATRANSIT VANS

Replacement vans for paratransit (Dial A Ride) purposes to transport smaller passenger trips. The estimated cost per van is $80,000. Yakima Transit is planning to purchase four vans at the end of 2022 with delivery anticipated in 2024. Transit applied for federal and/or state grants with 85/15 match, leaving the city with a $48,000 for matching funds. Total estimated cost: $320,000.

PURCHASE OF MCCURLEY FRUITVALE PROPERTY/BUILDINGS

The McCurley property, including the buildings are to be purchased in 2022 for the future location of Transit. Finalization of this purchase will happen after the budget is amended in the 3rd quarter. At approx. 3 acres the site will be able to accommodate future expansion of Transit for the next 75 years. Move in of Transit will commence in August of 2025 after a 2-year lease deal with the tenant expires. Total estimated cost: $5,775,000.

SIX TRANSIT BUSES

Transit has applied through the American Recovery Plan Act for $2,800,000 out of the eligible $4,300,000 that Transit will receive to be used for purchasing six new transit buses at the end of 2021. The Grant is 100% federally funded. Total estimated cost: $3,050,000.

PENDING PROJECTS

LIGHT TRUCK

The replacement of one ¾-ton light truck used for general maintenance purposes as well as bus shelter/stop garbage pick-up. Yakima Transit will apply for a grant in 2024, which will either be an 80/20 or 50/50 match. Total estimated cost: Total estimated cost: $56,000.

RELIEF VEHICLES
Replacement relief vehicles which are used to transport bus operators to buses located at various transfer points throughout and provide return trips to Public Works. Yakima Transit will apply for federal and/or state grants which will either require an 80/20 or 50/50 match. Total estimated cost: $105,000 (three @ $35,000 each).

TRANSIT BUSES
Transit plans to replace a total of nine 35′ and 40′ Gillig transit buses between 2025 and 2027. Each bus is approximately $550,000 total for each new bus before 80/20 grants are applied. Total estimated cost to Yakima Transit after 80/20 grants are applied is $110,000 each. If the grants applied for cannot be obtained or are unavailable, bus purchases may either be delayed or postponed until grant monies are made available. The availability of federal/state grants will play a significant role in every vehicle purchase listed as Capital Projects. Total estimated cost per year 2025 - 2027: $4,950,000.

WASTEWATER (SC/WF/WP) - FUNDS 472, 476 & 478

Fund 472
This fund is used for expenditures that are required for the purpose of moderate level replacement and capital repair to the Wastewater Treatment Facility. In 2020, the 3-Party Wholesale Agreement requires a total contribution of $1,000,000 to fund 472 with contributions of 87.9%, 8.1%, and 4.0%, respectively, from the City of Yakima, the City of Union Gap, and the Terrace Heights Sewer District.

Fund 476
This fund serves to provide resources for Wastewater System planning and collection system capital improvements. These efforts consist of capital projects to reduce or eliminate in-flow and infiltration, assist with financing of new trunk construction to accommodate service area growth, upgrading capacity of collection lines where needed, installation of new collection systems into select neighborhoods, and repair/replacement of deteriorated pipes. Revenues for this fund come mainly from Wastewater operating funds, transferred from the Wastewater Operating Fund (473).

Fund 478
The Yakima Wastewater Facilities Project Fund directs funds to provide payments for costs associated with the planning, installation, rehabilitation, expansion and modification of the Wastewater Treatment Facility and the Rudkin Road Lift Station.

This fund provides resources for mandated treatment work, expansion and rehabilitation outlined in the adopted Facilities Plan and other planning documents. The projected budget includes expenditures for facility improvements, rehabilitation, and professional services related to construction activities associated with the Facility Plan, Biosolids Management Plan, and other planning documents associated with National Pollutant Discharge Elimination System (NPDES) Permit compliance. Revenues come from capital & connection charges, transfers from the Wastewater Operating Fund (473).

PROJECTED FINANCIAL IMPACT 2022 - 2027

	2022 YE Est	2023 Budgeted	2024 Budgeted	2025 Projected	2026 Projected	2027 Projected
Revenues Forecast						
Terrace Heights Sewer (472)	$ 40,000	$ 40,000	$ 40,000	$ 40,000	$ 40,000	$ 40,000
Union Gap Sewer (472)	81,000	81,000	81,000	81,000	81,000	81,000
City of Yakima (472)	879,000	879,000	879,000	879,000	879,000	879,000
Wastewater System (476)	7,666,737	3,199,198	2,199,198	2,199,198	2,199,198	2,199,198
Wastewater Treatment Facility (478)	1,000,000	1,000,000	4,000,000	1,000,000	1,000,000	1,000,000
Interest	6,001	10,604	5,919	—	—	—
Total Revenue Forecast	$ 9,672,738	$ 5,209,802	$ 7,205,117	$ 4,199,198	$ 4,199,198	$ 4,199,198
Funded Expenditures						
City Service Allocation	$ 35,268	$ 39,182	$ 41,533	$ 42,779	$ 44,062	$ 45,384
Biosolids Dewatering Impr (478)	500,000	2,700,000	500,000	—	—	—
Biosolids Lagoon Cleaning (478)	1,400,000	—	—	—	—	—
Collection System Rehabilitation (476)	1,790,000	2,215,000	1,065,000	1,000,000	1,000,000	1,000,000
Fruitvale/34th Sewer Impr. (476)	325,000	325,000	—	—	—	—
Infill for Unserved Areas (476)	336,000	500,000	500,000	500,000	—	—
Lift Station Telemetry Updates (476)	75,000	75,000	—	—	—	—

PROJECTED FINANCIAL IMPACT 2022 - 2027

	2022 YE Est	2023 Budgeted	2024 Budgeted	2025 Projected	2026 Projected	2027 Projected
Millsite Trunk Line (476)	1,500,000	—	—	—	—	—
Primary Clarifier Rehabilitation (478)	200,000	2,000,000	—	—	—	—
Primary Digester Heat Ex. Repl (472)	60,000	180,000	—	—	—	—
Prof Svcs/R&M/Miscellaneous (All)	5,708,583	1,038,000	1,052,000	1,217,000	1,217,000	1,217,000
Rudkin Lift Station Controls (472)	35,000	—	—	—	—	—
UV Gate Replacement (472)	30,000	—	—	—	—	—
Aeration Diffusers Replacement (472)	—	1,500,000	—	—	—	—
Congdon Sewer Main (476)	—	400,000	—	—	—	—
Industrial Waste Pipe Line Ext (476)	—	200,000	—	—	—	—
North First Street Phase III (476)	—	100,000	—	—	—	—
Primary Digester Rehabilitation (478)	—	2,000,000	—	—	—	—
UASB Improvements (472)	—	50,000	400,000	—	—	—
UV Disinfection Cooling Sys Rep (472)	—	350,000	—	—	—	—
Grit System Replacement (478)	—	—	300,000	2,000,000	—	—
Industrial Waste Improvements (472)	—	—	—	1,500,000	—	—
Headworks Compactor Repl (478)	—	—	—	—	500,000	2,000,000
Sewer Trunk Capacity Impr. (476)	—	—	—	—	1,000,000	1,000,000
Sludge Building Structural (472)	—	—	—	—	500,000	—
Yard Pump Station Rehab (472)	—	—	—	—	—	750,000
Total Funded Expenditures	$11,994,851	$13,672,182	$ 3,858,533	$ 6,259,779	$ 4,261,062	$ 6,012,384
Beginning Balance	$15,040,180	$12,718,067	$ 4,255,687	$ 7,602,271	$ 5,541,690	$ 5,479,826
Projected Ending Balance	$12,718,067	$ 4,255,687	$ 7,602,271	$ 5,541,690	$ 5,479,826	$ 2,916,640

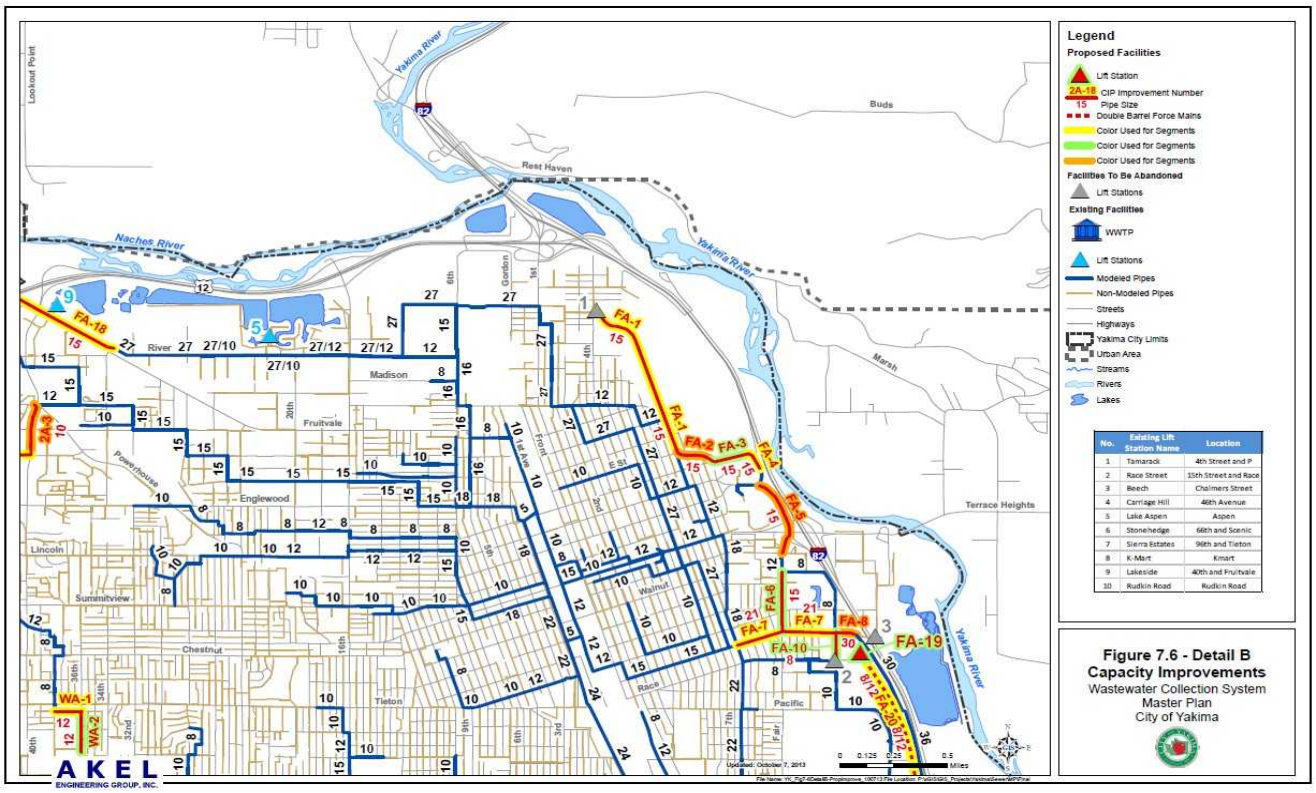

AERATION DIFFUSERS REPLACEMENT - 478

Project replaces the existing activated sludge aeration diffusers and air distribution piping. The new diffusers offer increased energy efficiency. Design, bidding and construction are scheduled for 2023. Total estimated cost: $1,500,000.

BIOSOLIDS DEWATERING IMPROVEMENTS - 478

Replaces the existing Alfa Laval and Sharples dewatering centrifuges with two new screw presses for energy savings, continuous operation, and reduced maintenance. Total estimated cost 2022-2024: $3,700,000.

BIOSOLIDS LAGOON CLEANING - 478

Project removed 1,700 dry tons of biosolids from the Wastewater Treatment Plant (WWTP) dewatering centrate lagoon to restore capacity. Project was completed in the third quarter of 2022. Total estimated cost: $1,400,000.

COLLECTION SYSTEM REHABILITATION - 476

Funds budgeted to line or replace failing sewer mains and add or rehabilitate manholes to facilitate routine cleaning and maintenance. In the first 3-year cycle of the program from 2017-2019, the Division executed 5 projects that rehabilitated a total of 14,650 linear feet of failing sewer line and repaired or replaced 45 manholes at a total cost of $2,400,000. From 2020 through 2021, an additional 18,000 linear feet of failing concrete or clay pipe were replaced or rehabilitated using cured-in-place technology. Rehabilitations for each year are prioritized from the Wastewater Collections System Asset Management System and current Collection System Master Plan. Total estimated cost 2022-2027: $8,070,000.

CONGDON SEWER MAIN - 476

Reserved funding for collections system improvements required by the year 2001 Congdon Orchards, Inc. Development Agreement with the City of Yakima. Total estimated cost: $400,000.

FRUITVALE / 34th AVE SEWER IMPROVEMENTS - 476

Project to increase reliability and capacity of public sewer mains to be executed in conjunction with the planned Fruitvale/34th Roundabout installation. Total estimated cost 2022-2023: $650,000.

GRIT SYSTEM REPLACEMENT – 478

Replaces the treatment facility's 1996 grit removal system. Replacement prolongs pump and vessel service life by increasing removal of abrasive grit. Design, bidding and construction are scheduled for 2024-2025. Total estimated cost: $2,300,000.

HEADWORKS COMPACTOR REPLACEMENT - 478

Replaces existing headworks compactors that were installed in 1996. Design, bidding and construction are planned for 2026-2027. Total estimated cost: $2,500,000.

INDUSTRIAL WASTE IMPROVEMENTS – 472

Replaces screen mechanism and installs a grit removal system at the WWTP Industrial Waste Pump Station. Design, bidding and construction are planned for 2025. Total estimated cost: $1,500,000.

INDUSTRIAL WASTE PIPELINE EXTENSION DESIGN – 476

Funds budgeted for the design and engineering of an industrial wastewater collection trunkline from the Yakima Wastewater Treatment Plant to Terrace Heights along the Highway 24 corridor. The trunkline would provide for the conveyance high strength brewery, winery, and food/fruit processing wastewater from existing and future producers in Terrace Heights and Moxee to the Yakima Wastewater Treatment Plant for economical treatment in the plant's anaerobic industrial waste reactor. Total estimated cost: $200,000.

INFILL FOR UNSERVED AREAS – 476

Funds budgeted for design and engineering of sewer infrastructure in areas of Yakima without practical access to the existing public sewer system. Parcels in these areas have legacy on-site septic systems that are prone to failure with age. The Wastewater Division committed $336,000 in 2022 to design the extension of public sewer pipes in the first prioritized area. The extensions will bring the public sewer to parcels in the public right of way for connection. Total estimated cost 2022-2026: $1,836,000.

LIFT STATION TELEMETRY AND CONTROL UPDATES - 476

Replaces obsolete telemetry and control equipment at the City's 11 remote wastewater lift stations to increase station reliability. The City contracted with RH2, Inc. for the improvements that are scheduled for the fourth quarter of 2022 and the first quarter of 2023. Total estimated cost: $150,000.

MILLSITE TRUNK LINE - 476

Installation of approximately 3,000' of new sewer to provide service to the Mill Site Development. The consulting engineer has provided preliminary sewer trunk alignment and design. Total estimated cost: $1,500,000.

NORTH FIRST STREET PHASE III - 476

Provides sewer collection system improvements included in Phase III of the City's North First Street Revitalization Project. Total estimated cost: $100,000.

PRIMARY CLARIFIER REHABILITATION - 478

Replaces the treatment facility's primary clarifier sludge collection drives mechanisms and sludge collection arms that were installed in 1990. Repairs and recoats degraded concrete surfaces. Design and bidding are scheduled for 2022, with construction to follow in 2023. Total estimated cost: $2,200,000.

PRIMARY DIGESTER REHABILITATION – 472

Clean, coat, and provide necessary structural repairs to the biosolids digesters No. 2 and No. 3. Project restores and maintains biosolids digestion capacity and reliability. Design, bidding and construction are scheduled for 2023. Total estimated cost: $2,000,000.

PRIMARY DIGESTER HEAT EXCHANGE REPLACEMENT – 472

Five primary digester heat exchangers require replacement for maintenance of effective biosolids treatment capacity. The first is scheduled for replacement in the fourth quarter of 2022, with the other four scheduled for replacement in 2023. Total estimated cost: $240,000.

PROFESSIONAL SERVICES / REPAIR & MAINTENANCE / MISC – 472, 476, 478

Funds budgeted here are for treatment facility and collection systems master planning including the 2022 Wastewater Collection System Master Plan and the 2022 Wastewater Treatment Facility Plan updates, and contingency for emergency repairs. Additionally, a budget of $4,000,000 is proposed for a 2022 system wide condition assessment of wastewater collection pipes using remote video robot technology.

RUDKIN LIFT STATION CONTROLS REPLACEMENT - 472

Project completed and closed in first quarter of 2022. Project replaced increased pump station reliability and maintainability by replacing obsolete variable frequency drives. Total estimated cost: $35,000.

SEWER TRUNK CAPACITY IMPROVEMENTS – 476

The Wastewater Collection System Master Plan has identified the requirement for sewer pipe capacity increases in the Washington Avenue Trunk Line sewer trunk line capacity within the next five years based on projected development. Funds are budgeted to begin addressing the trunk line capacity expansions in 2026. Total estimated cost 2026-2027: $2,000,000.

SLUDGE BUILDING STRUCTURAL – 472

The Wastewater Treatment Plant Facilities Plan has identified structural reinforcements to the pump room in the basement of the primary sludge pumping station to prolong the useful life of the building. Funds are budgeted in 2026 for the design and construction of the reinforcements. Total estimated cost: $500,000.

UP FLOW - ANAEROBIC SLUDGE BLANKET (UASB) IMPROVEMENTS - 478

Replaces failing UASB reactor effluent pipe and a UASB effluent heat exchanger. The new exchanger will reduce treatment plant natural gas combustion and improve biogas utilization. Design, bidding and construction are planned for 2023 and 2024. Total estimated cost: $450,000.

ULTRAVIOLET DISINFECTION COOLING SYSTEM REPLACEMENT - 472

Project reduces potable water consumption by replacing existing flow-though cooling system with a close-looped system. Installation is planned for 2023. Total estimated cost: $350,000

ULTRAVIOLET DISINFECTION GATE REPLACEMENT - 472

Project increased disinfection system reliability and effectiveness by replacing 6 failing aluminum flow control gates with stainless steel gates. Project completed and closed in first quarter of 2022. Total estimated cost: $30,000.

YARD PUMP STATION REHABILITATION - 472

Replaces the pumps and electronic controls, last replaced in 1990, at the wastewater treatment plant Yard Pump Station (YPS). The YPS provides the pumping and pump controls for returning liquid from the biosolids dewatering process, industrial waste reactor effluent, and plant stormwater to the plant headworks for treatment. Total estimated cost: $750,000.

WATER (AC) - FUND 477

This fund accounts for all the capital projects related to drinking water resources including surface water and groundwater, water treatment at the Naches River Water Treatment Plant and the wells, water transmission and distribution, water booster pumping stations, water storage at the reservoirs, fire suppression systems and control systems. All Water projects are funded from Water operating revenues transferred from the Water Operating Fund (474) or by loans or grants.

PROJECTED FINANCIAL IMPACT 2022 - 2027

	2022 YE Est	2023 Budgeted	2024 Budgeted	2025 Projected	2026 Projected	2027 Projected
Revenues Forecast						
Transfers	$ 3,166,736	$ 2,699,198	$ 3,199,198	$ 2,000,000	$ 2,000,000	$ 2,500,000
Dept of Community Dev PWTF Loan	6,003	10,604	5,919	—	—	—
Dept of Ecology Grant	—	200,000	—	—	—	—
Bond Proceeds	—	—	—	6,000,000	—	—
Total Revenue Forecast	$ 3,172,739	$ 2,909,802	$ 3,205,117	$ 8,000,000	$ 2,000,000	$ 2,500,000
Debt Service Expenditures						
2025 Water Main Bond	$ —	$ —	$ —	$ 400,000	$ 400,000	$ 400,000
Funded Expenditures						
City Service Allocation	$ 15,088	$ 3,360	$ 3,561	$ 3,668	$ 3,778	$ 3,891
Transfer - Millsite	533,584	—	—	—	—	—
1st Level Reservoir	660,000	440,000	—	—	—	—
Aquifer Storage & Recovery Permit	5,000	—	—	—	—	—
Design Low Income Area Water Main	300,000	300,000	300,000	300,000	—	—
Naches Intake/River Redirection	3,000,000	—	—	—	—	—
Water Main Replacement	50,000	175,000	175,000	175,000	175,000	175,000
Water Transmission Main Repair	800,000	—	—	—	—	—
WTP Flume Repair	50,000	—	—	—	—	—
34th & River Road Roundabout	—	410,000	—	—	—	—
Leak Detection	—	40,000	40,000	40,000	40,000	—
LED Lighting at WTP	—	36,000	—	—	—	—
N 1st St / I St to MLK	—	1,171,900	—	—	—	—
Sludge Drying Bed Refurbish	—	75,000	—	—	—	—
WTP Computer Replacement	—	50,000	—	—	—	—
VFD at Stone Church	—	—	110,000	—	—	—
Aging Infrastructure Replacement	—	—	—	2,000,000	2,000,000	—
Aquifer Storage & Recovery Well	—	—	—	4,000,000	—	2,500,000
Chlorine Generator Upgrade	—	—	—	—	—	350,000
Convert AMI to Orion Cell	—	—	—	—	—	2,000,000
Total Funded Expenditures	$ 5,413,672	$ 2,701,260	$ 628,561	$ 6,518,668	$ 2,218,778	$ 5,028,891
Total Debt Svc & Funded Expenditures	$ 5,413,672	$ 2,701,260	$ 628,561	$ 6,918,668	$ 2,618,778	$ 5,428,891
Beginning Balance	$ 2,364,943	$ 124,010	$ 332,552	$ 2,909,108	$ 3,990,440	$ 3,371,662
Projected Ending Balance	$ 124,010	$ 332,552	$ 2,909,108	$ 3,990,440	$ 3,371,662	$ 442,771

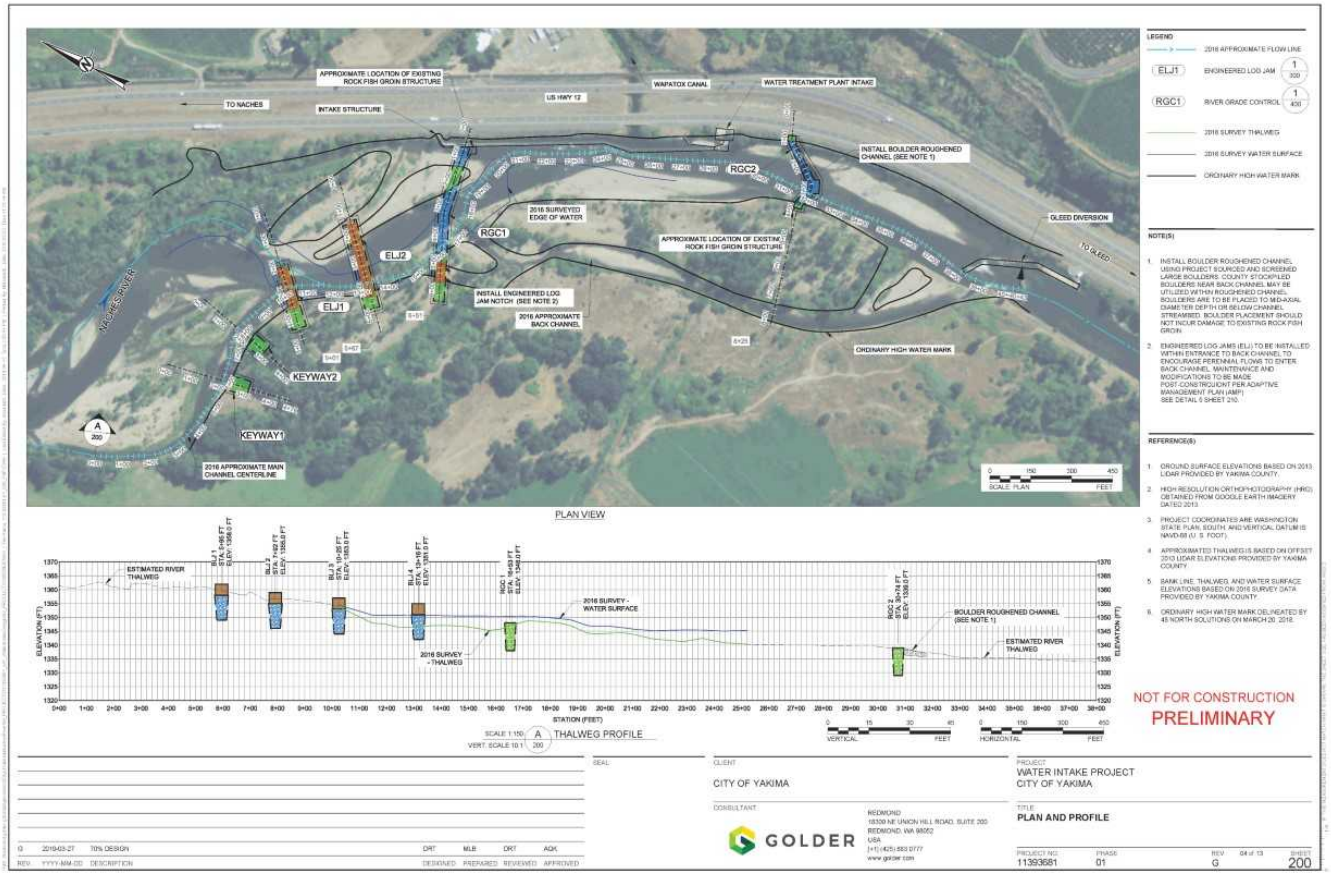

DEBT SERVICE

Future debt service includes a planned $6.0 million bond in 2025.

FUNDED PROJECTS

1ST LEVEL RESERVOIR - Project 2533

Repair leaks and structural failures on reservoir floor. Remove aging pipe. This project is in final design phase scheduled for completion April 2023. Total estimated cost: $1,100,000.

34TH AVE AND RIVER ROUNDABOUT - Project 2482

Installing and looping water mains in north 34th Avenue, River Road and Fruitvale Blvd. The design in progress and scheduled for completion December 2023. Total estimated cost: $410,000.

AGING INFRASTRUCTURE REPLACEMENT

Beginning in 2025 fund $2,000,000 per year in aging infrastructure replacement, old cast iron water mains or other water facilities in the drinking water system. Total estimated cost 2025 - 2027: $6,000,000.

AQUIFER STORAGE AND RECOVERY (ASR) PERMIT – Project 2506

ASR Permits require some analysis at year five, and this project completes that analysis and submits some suggested modifications to the permit. This process is scheduled to be complete December 2022. Total estimated cost 2021 - 2022: $25,000

AQUIFER STORAGE AND RECOVERY WELL

Install a new Aquifer Storage and Recovery well for additional water source during drought years and climate change. This project is in the planning phase. Total estimated cost: $7,000,000.

CHLORINE GENERATOR UPGRADE

Upgrade chlorine generator from single cell to multi cell generator in order to have a redundant system in case the primary system fails. Total estimated cost: $350,000.

CONVERT ADVANCED METER INFRASTRUCTURE (AMI) TO ORION CELL SYSTEM

Convert the current Galaxy/Gateway automated meter reading system to the Orion cell system, estimated completion December 2028. Total estimated cost: $2,000,000.

DESIGN LOW INCOME AREA WATER MAIN

Design water main installation in unserved low-income areas of the city, in anticipation of federal money being made available for construction. Total estimated cost: $300,000 per year, 2022 - 2025.

LEAK DETECTION - Project 2439

Identifying water main leaks through the water distribution system. Total estimated cost: $40,000 per year, 2023 - 2026.

LED LIGHTING AT WASTEWATER TREATMENT PLANT

Replace incandescent lights with LED lights, with completion scheduled for September 2023. Total estimated cost: $36,000.

N 1st STREET / I STREET TO MARTIN LUTHER KING BLVD – Project 2568

Replacing two small water mains on North First Street with one new larger water main while replacing aging infrastructure and improving fire flow. Scheduled for completion December 2022. Total estimated cost: $1,171,900.

NACHES INTAKE/RIVER REDIRECTION - Project 2335

Modifications to the Naches River to ensure that the Water Treatment Plant intake continues to function properly. The design is complete, pending permits, with completion scheduled for December 2022. Total estimated cost: $3,000,000.

SLUDGE DRYING BED REFURBISH - Project 2436

Evaluation of operation of sludge recycle lagoons. This project is in the planning phase. Total estimated cost: $75,000.

VARIABLE FREQUENCY DRIVE (VFD) AT STONE CHURCH

Install a VFD on one of the pumps at the Stone Church Pump Station, completion scheduled for July 2024. Total estimated cost: $110,000.

WASTEWATER TREATMENT PLANT (WTP) FLUME REPAIR

Repair broken and deteriorated concrete in water plant effluent flume, with completion scheduled for December 2022. Total estimated cost: $50,000.

WASTEWATER TREATMENT PLANT COMPUTER REPLACEMENT

Replace out dated unsupported plant operation computes, with completion scheduled for September 2023. Total estimated cost: $50,000.

WATER MAIN REPLACEMENT - Project 2502

This project provides funds for replacement of private owned water mains with public owned water mains and fire hydrants. Total estimated cost: $50,000 for 2022, $175,000 per year, 2023 - 2024 and $2.0 million per year, 2025-2027.

WATER TRANSMISSION MAIN REPAIR

Redirect Naches River flow away from water transmission main and replace concrete main with plastic main closer to US Highway 12, with completion scheduled for December 2022. Total estimated cost: $800,000.

IRRIGATION (IC) -FUND 479

The Irrigation Improvement Fund accounts for all the capital project expenditures related to irrigation water supply, distribution and transmission, storage, pumping stations and control systems. The major source of funding for the Irrigation Improvement Fund is derived from the capital improvement portion of the rates.

PROJECTED FINANCIAL IMPACT 2022 - 2027

	2022 YE Est	2023 Budgeted	2024 Budgeted	2025 Projected	2026 Projected	2027 Projected
Revenues Forecast						
Transfer In	$ 3,699,691	$ 400,000	$ 400,000	$ —	$ —	$ —
Dept of Ecology Grant	215,906	8,000,000	—	—	—	—
WDFW Capital Projects Grant	1,298,500	—	—	—	—	—
Fish Barrier Removal Board Grant	4,134,000	—	—	—	—	—
Charges for Services	1,490,000	1,557,000	1,627,000	1,700,000	1,776,000	1,856,000
Miscellaneous Revenue	490,000	—	—	—	—	—
NOAA Fisheries Grant	—	2,000,000	2,000,000	—	—	—
Total Revenue Forecast	$ 11,328,097	$ 11,957,000	$ 4,027,000	$ 1,700,000	$ 1,776,000	$ 1,856,000
Debt Service Expenditures						
2020 Irrigation Rev Bonds (Ref)	$ 272,150	$ 276,600	$ 270,750	$ 274,900	$ 273,750	$ 272,450
Funded Expenditures						
City Service Allocation	$ 6,257	$ 10,129	$ 10,737	$ 11,059	$ 11,391	$ 11,733
Fruitvale/Nelson Dam Rebuild	15,500,000	4,000,000	—	—	—	—
Pump Station Improvement	25,000	25,000	25,000	25,000	25,000	25,000
Interfund Loan & Interest Repayment	27,297	1,290,704	1,251,032	1,099,897		
West Yakima Pipe Lining	—	110,000	—	—	—	—
Nelson Dam Phase 2	—	—	5,000,000	4,822,477	177,523	—
Total Funded Expenditures	$ 15,558,554	$ 5,435,833	$ 6,286,769	$ 5,958,433	$ 213,914	$ 36,733
Total Debt Svc & Funded Expenditures	$ 15,830,704	$ 5,712,433	$ 6,557,519	$ 6,233,333	$ 487,664	$ 309,183
Beginning Balance	$ 5,321,892	$ 819,285	$ 7,063,852	$ 4,533,333	$ —	$ 1,288,336
Projected Ending Balance	$ 819,285	$ 7,063,852	$ 4,533,333	$ —	$ 1,288,336	$ 2,835,153

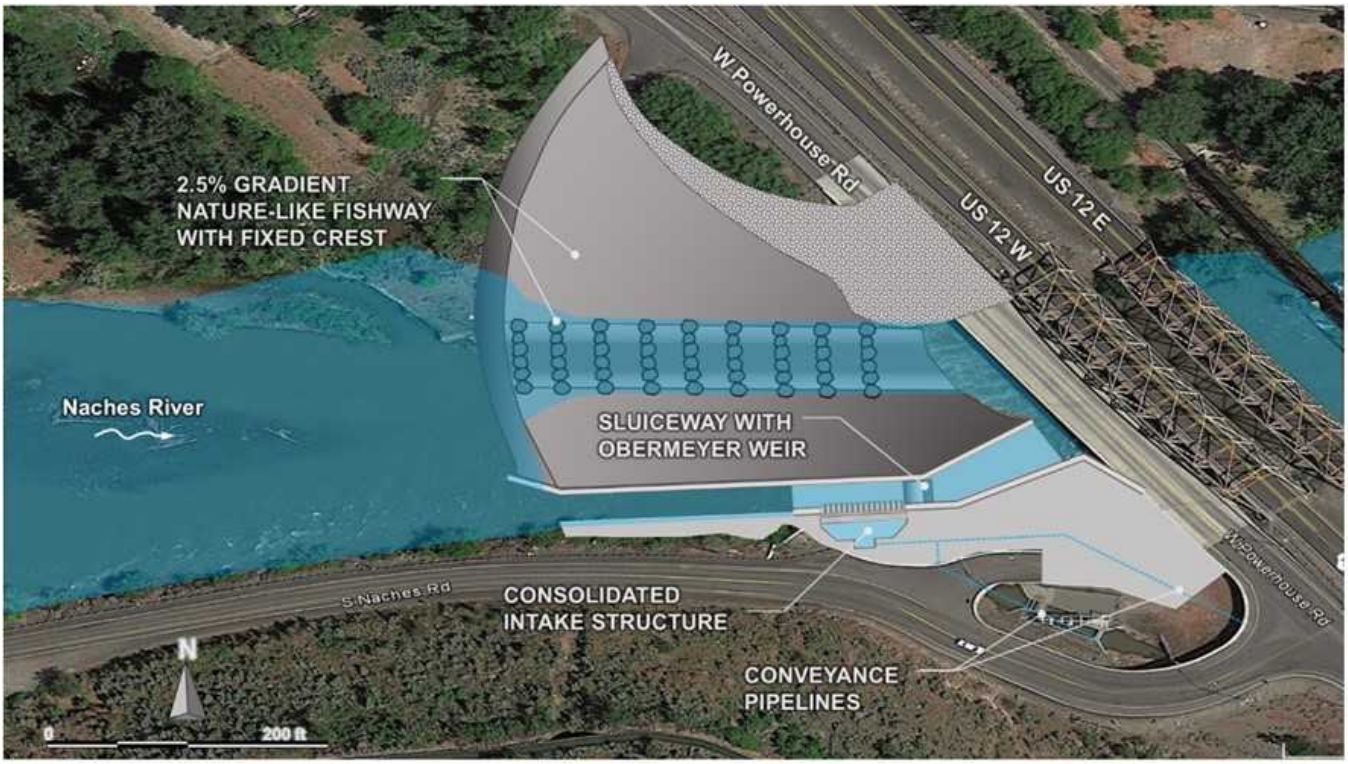

DEBT SERVICE

Debt service includes: Irrigation System Revenue Bonds - maturing in 2034.

FUNDED PROJECTS

FRUITVALE/NELSON DAM REBUILD - Project 2010

The Nelson Dam Removal Project aims to improve fish passage, improve sediment continuity in order to improve upstream and downstream habitat, increase flow conveyance to decrease flood risk for nearby landowners, and improve water supply reliability for four water purveyors. Project is at 100% design, Phase I construction began July 12, 2021. Total estimated cost: $25,775,000 - City's total contribution: $10,863,753. (Reserves, rates and interfund loan)

NELSON DAM PHASE 2

The Fruitvale and Old Union diversions will be moved to the Nelson site. This project installs pipelines from the new diversion at Nelson with the Fruitvale and Old Union Canals. Total estimated cost: $10,000,000, with $8,000,000 from the Department of Ecology through the Yakima Basin Integrated Plan and $2,000,000 from a National Oceanic and Atmospheric Administration (NOAA) Fisheries grant that is currently in the process of being finalized.

PUMP STATION IMPROVEMENTS - Project 2440

Replace aging pumps and associated equipment in pump station. Estimated cost: $25,000 per year, 2022 through 2027.

WEST YAKIMA PIPE LINING – PROJECT 2657

Cure in place lining of 560 feet of the 16 inch transmission main for the West Yakima Irrigation System.

EQUIPMENT RENTAL (EQ) - FUND 552

This capital fund is used to purchase vehicles and/or pieces of equipment for all City departments. The capital purchases may vary as needed due to manufacturing availability or delays. Revenues are derived from M & O and interdepartmental charges related to equipment expenditures, fuel sales, and miscellaneous revenues. Also included are revenues received as a result of warranty repairs performed by the City and reimbursed by vehicle manufacturers and insurance settlements, along with interest income on operating reserves and M & O revenues. See Perpetual Vehicle Replacement report for more detailed information.

PROJECTED FINANCIAL IMPACT 2022 - 2027

	2022 YE Est	2023 Budgeted	2024 Budgeted	2025 Projected	2026 Projected	2027 Projected
Revenues Forecast						
ER Replacement - Enterprise Funds	$ 1,300,847	$ 1,334,337	$ 1,341,637	$ 1,355,053	$ 1,368,604	$ 1,382,290
ER Replacement - Gov't Funds	2,473,110	1,138,110	1,063,110	1,073,741	1,084,478	1,095,323
Sale of Fixed Assets/Miscellaneous	124,954	—	—	—	—	—
Total Revenue Forecast	$ 3,898,911	$ 2,472,447	$ 2,404,747	$ 2,428,794	$ 2,453,082	$ 2,477,613
Funded Expenditures						
Small Tools & Minor Equipment	$ 5,640	$ —	$ —	$ —	$ —	$ —
ER Replacements/Additions	4,308,900	3,579,500	3,410,000	—	—	—
Total Funded Expenditures	$ 4,314,540	$ 3,579,500	$ 3,410,000	$ —	$ —	$ —
Beginning Balance	$ 3,265,681	$ 2,850,052	$ 1,742,999	$ 737,746	$ 3,166,540	$ 5,619,622
Projected Ending Balance	$ 2,850,052	$ 1,742,999	$ 737,746	$ 3,166,540	$ 5,619,622	$ 8,097,235
Unfunded Expenditures						
ER Replacements/Additions	$ —	$ —	$ —	$ 3,512,300	$ 3,617,669	$ 3,726,199

FUNDED PROJECTS

SMALL TOOLS & MINOR EQUIPMENT

This account is currently being used to purchase noncapital small tools, minor equipment and/or vehicles for all City departments. There are no anticipated purchases in 2023 - 24.

2022 ER REPLACEMENTS/ADDITIONS

Division	Description	Replacing	Budget
Irrigation	Ford F150 4x4	ER2351	$ 40,000
Parks & Recreation	Ford F250 4x4 (Cemetery)	Addition	38,655
	Ford F250 4x4	ER2226	36,125
	Maxx-D Dump Trailer	ER3124	60,000
	Toro Reel Mower	ER5228	60,000
	Scag Turf Tiger (Cemetery)	Addition	18,000
	Scag Turf Tiger	ER5234	18,000
Police	Ford F150 Responder	PD1478	75,000
	Ford F150 4x4	PD96	60,000
	Ford Police Utility	PD1805	85,000
	Ford Police Utility	PD1806	85,000
	Ford Police Utility	PD1807	85,000
	Ford Police Utility	PD1808	85,000
	Ford Police Utility	PD1407	85,000
	Ford Police Utility	PD1413	85,000
	Ford Police Utility	PD1437	85,000
	Ford Police Utility	PD1439	85,000
Refuse	Mack/Amrep Garbage Truck (2021)	ER3303	382,000
	Mack/Amrep Garbage Truck (2021)	ER3304	382,000
	Route Assistant	Addition	300,000
	Ford F150 with Lift Gate	ER3205	65,000
	Mack/Amrep Garbage Truck	Addition	382,000
	Mack/Amrep Garbage Truck	Addition	382,000
	Tire Management System	Addition	10,620
	Lift Gate for ER3314	Addition	5,500
Streets	Mack 10 Yd Dump Truck/Vbox/Plow (2021)	ER3228	330,000
	Kenworth Etnyre Oil Distributor	ER3138	251,000
	Skid Mount Water Tank	ER3180	80,000
	Low Boy Trailer	ER6103	38,000
Traffic	Ford F350 4x4 Stencil Truck (2021)	ER3247	100,000.00
	Ford F650 Bucket Truck	ER3176	200,000.00
Water	Mack 10 Yd Dump Truck (2021)	Addition	240,000.00
	Ford F150 4x4	ER2329	40,000.00
Wastewater	Ford Explorer AWD	ER2306	35,000.00
Total			$ 4,308,900

2023 ER REPLACEMENTS/ADDITIONS

Division	Description	Replacing	Budget
Cemetery	CAT Backhoe	ER6065	$ 160,000
Community Relations	Toyota Sienna AWD	ER1489	40,000
Equipment Rental	Forklift	ER6060	40,000
Fire	F550 4x4 Rapid Response Truck	Addition	325,000
Irrigation	F350 4x4 with Service Body (2022)	ER2353	100,000
	F350 4x4 with Service Box	ER3289	110,000
Parks & Recreation	Sprayer Skid	ER4194	50,000
	Honda TRX with Plow	Addition	7,500
	Scag Trim Mower	ER5230	18,000
Police	Harley Davidson MC	PD1305	40,000
	Harley Davidson MC	PD1307	40,000
Public Works	Polaris Ranger EV with Plow	ER5272	20,000
	Genie Electric Scissor Lift	Addition	22,000
Refuse	Mack/Amrep Garbage Truck	ER3304	380,000
	Mack/Amrep Garbage Truck	ER3326	380,000
	Pickup w/Flatbed & Lift Gate	Addition	100,000
Streets	Ford F250 4x4 with Plow (2022)	ER2345	90,000
	Dump Trailer (2022)	Addition	25,000
	Saw Truck Box w/Water Tank (2022)	ER3086	60,000
	Mack 5th Wheel Tractor	ER3224	160,000
	Etnyre Oil Tanker Trailer	ER4203	120,000
	CAT 304 Mini Excavator	ER6100	80,000
Wastewater	Trailer Mounted Generator (2020)	ER4139	65,000
	Vactor/Mack Truck	ER3231	580,000
	Forklift	Addition	50,000
	CAT Backhoe 4x4	ER6067	220,000
	Smithco Side Dump Trailer	ER4198	112,000
Water	Ford F350 4x4 with Service Box	ER3290	110,000
	CAT Roller 3-Ton	Addition	75,000
			$ 3,579,500

2024 ER REPLACEMENTS/ADDITIONS

Division	Description	Replacing	Budget
Cemetery	Toro Workman	ER5225	$ 50,000
City Hall	Ford F150 4x4 Truck	ER2454	40,000
Equipment Rental	Ford F550 4x4x Service Truck	ER2201	160,000
Parks & Recreation	3 Pt Backhoe Attachment	Addition	20,000
	Roller Trailer	Addition	10,000
Police	Ford Police Utility	PD1403	89,000
	Ford Policy Utility	PD1404	89,000
	Ford Policy Utility	PD1417	89,000
	Ford Policy Utility	PD1421	89,000
	Ford Policy Utility	PD1427	89,000
	Ford Policy Utility	PD1434	89,000
	Ford Policy Utility	PD1441	89,000
	Ford Policy Utility	PD1443	89,000
	Ford Policy Utility	PD1449	89,000
	Ford Policy Utility	PD1450	89,000
Refuse	Mack/Amrep Garbage Truck	ER3321	390,000
	Mack/Amrep Garbage Truck	ER3350	390,000
Streets	Street Sweeper	ER3224	400,000
	CAT Excavator	ER6103	300,000
Traffic	Ford F350 4x4 w/Flatbed	ER3273	110,000
Wastewater	Ford F350 2WD w/Flatbed 1 Ton	ER3115	100,000
	Ford F250 4x4 with Service Box	ER2337	100,000
	F250 4x4 w/Svc Box & Snow Plow	ER2361	110,000
	CAT Loader Refurbished	ER6067	100,000
	Compressor Trailer	Addition	40,000
Water	Crane Truck	ER3106	200,000
			$ 3,410,000

PENDING PROJECTS

ER REPLACEMENTS/ADDITIONS

Estimated vehicle purchases for 2025 - 2027 are shown in the chart. These amounts are estimated at a 3.0% growth rate.

ENVIRONMENTAL (EV) - FUND 555

The purpose of the Environmental Fund is to provide a funding source for complying with the rules and regulations imposed by Federal and State mandates regarding underground storage tank operation, hazardous waste disposal, site clean-up and other environmental compliance issues.

The revenues for this fund are generated by a surcharge levied against fuel purchased at the four City owned sites. The City Manager may annually adjust the surcharge as required. Additional revenue is placed into this Fund from grants or loans. The amount and timing of receipt is dependent on project approval and construction progress of each individual project. Whenever there are no specific compliance projects identified, the funds accumulated remain an unobligated appropriation available on a contingency basis.

PROJECTED FINANCIAL IMPACT 2022 - 2027

	2022 YE Est	2023 Budgeted	2024 Budgeted	2025 Projected	2026 Projected	2027 Projected
Revenues Forecast						
Department of Ecology Grant	$ 332,250	$ 332,100	$ —	$ —	$ —	$ —
Fuel Mark-up	90,000	90,000	90,000	90,000	90,000	90,000
Total Revenue Forecast	$ 422,250	$ 422,100	$ 90,000	$ 90,000	$ 90,000	$ 90,000
Funded Expenditures						
City Service Allocation	$ 2,794	$ 1,617	$ 1,714	$ 1,765	$ 1,818	$ 1,873
Operating Supplies	2,000	3,000	3,000	3,000	3,000	3,000
Professional Services	18,000	18,000	18,000	18,000	18,000	18,000
Contingency Projects	82,544	100,000	100,000	100,000	100,000	100,000
Fuel Station Modifications	219,000	—	—	—	—	—
Tiger Oil Cleanup #2 - N 1st Street	375,000	369,000	—	—	—	—
Total Funded Expenditures	$ 699,338	$ 491,617	$ 122,714	$ 122,765	$ 122,818	$ 122,873
Beginning Balance	$ 561,698	$ 284,610	$ 215,093	$ 182,379	$ 149,614	$ 116,796
Projected Ending Balance	$ 284,610	$ 215,093	$ 182,379	$ 149,614	$ 116,796	$ 83,923
Unfunded Expenditures						
Tiger Oil Cleanup #1 - 24th & Nob Hill	$ 750,000	$ —	$ —	$ —	$ —	$ —

FUNDED PROJECTS

CONTINGENCY PROJECTS

This is used for various environmental projects, such as the fuel system upgrades and the Tiger Oil cleanup projects. Amount can vary based on needs. Total estimated cost 2022: $82,544, 2023 - 2027: $100,000 per year.

FUEL STATION MODIFICATIONS - Project 2512

In 2021, the new Petro Vending fuel upgrade began. In 2022, the focus was to install rings on all vehicles and connect them to the new system. There have been a few setbacks with data conversion from Petro Vending to Cayenta so this project is ongoing to address all adjustments needed. Total 2022 estimated cost: $219,000.

OPERATING SUPPLIES

This fund is used to maintain computers and materials needed to keep fuel system running each year. Total estimated cost 2022: $2,000, 2023 - 2027: $3,000 per year.

PROFESSIONAL SERVICES

This fund provides service labor for pump testing and calibration. Any repairs needed that cannot be performed in house come from this fund. Total estimated cost 2022 - 2027: $18,000 per year.

TIGER OIL CLEANUP #2 / N 1st STREET - PROJECT 2389

The N 1st Street location also requires cleanup, monitoring, and reporting. It currently is set up for a lease to own, and has a coffee stand on site. Landau Associates is currently under contract to provide soil excavation, monitoring, and reporting on the site. As with the other site, the City has received a reimbursable grant contract with the Department of Ecology for cleanup up to $1,363,342 which requires a 10% match. The project is on-going and an end date has not yet been determined. Total estimated cost for 2023/2024: $744,000.

PENDING PROJECTS

TIGER OIL CLEANUP #1 / 24TH & NOB HILL - PROJECT 2999

One of two remaining Tiger Oil properties that require on-going monitoring and cleanup. The 24th and Nob Hill property is under contract with Haley/Aldrich cleanup, monitoring, and reporting per Department of Ecology Agreed Order. The City has received a reimbursable grant contract with DOE up to $1,667,222, which requires a 10% match. The project is on-going and an end date has not yet been determined. Total estimated cost: $750,000.

CAPITAL SUB-FUNDS

Capital Sub-Funds are those funds with capital expenditures that do not have have individual capital funds. The following is a list of these funds with applicable expenditures that fall into the capital category, but are funded within operating funds.

PROJECTED FINANCIAL IMPACT 2022 - 2027

	Dept	2022 YE Est	2023 Budgeted	2024 Budgeted	2025 Projected	2026 Projected	2027 Projected
Funded Expenditures							
General Fund	001	$ 412,514	$ 100,000	$ 100,000	$ —	$ —	$ —
Criminal Justice 0.3%	003	10,000	—	—	—	—	—
Community Development	124	—	100,000	100,000	—	—	—
Community Relations	125	12,000	—	—	—	—	—
Clean City Program	136	—	5,000	5,000	5,000	5,000	5,000
Public Safety Communications	151	10,055	11,000	10,000	—	—	—
Dispatch	154	48,588	—	—	—	—	—
American Rescue Plan Act (ARPA)	180	8,996,238	4,400,000	2,306,000	—	—	—
Law & Justice 0.3%	303	123,550	—	—	—	—	—
Airport Operating	421	140,933	70,000	10,000	—	—	—
Wastewater Operating	473	47,000	36,200	37,400	—	—	—
Water Operating	474	236,000	265,000	240,000	252,000	264,600	277,830
Equipment Rental Operating	551	42,866	50,000	50,000	50,000	50,000	50,000
Public Works Administration	560	60,000	550,000	65,000	—	—	—
Total Funded Expenditures		$10,139,744	$ 5,587,200	$ 2,923,400	$ 307,000	$ 319,600	$ 332,830

FUNDED PROJECTS

GENERAL FUND (001 & 003)

Police
Furniture for an office expansion ($30,000), Faro equipment ($25,460), a police services office remodel and furniture ($135,000) and a large conference table ($10,000) in 2022. Total estimated cost: $200,460.

Information Technology
This will be used for the purchases of servers and network infrastructure. Current estimates are $222,054 in 2022, $100,000 in 2023 and $100,000 in 2024. Total estimated cost: $422,054.

COMMUNITY DEVELOPMENT
This is set aside for the infrastructure projects (sidewalks or street lights) in 2023 and 2024. Total estimated cost: $100,000 per year.

COMMUNITY RELATIONS
Includes a 2nd floor conference room video production system ($12,000) in 2022.

CLEAN CITY PROGRAM
This will be used to fund necessary equipment to be utilized in graffiti abatement, garbage removal, etc. Total estimated cost 2023 - 2027: $5,000 per year.

PUBLIC SAFETY COMMUNICATIONS
This funding is a contingency for major repairs. A logging recorder was bought and installed in 2022 ($10,055). Total estimated cost 2022 - 2024: $31,055.

DISPATCH
This was a 3rd quarter budget amendment for radio equipment in 2022. Total estimated cost: $48,588.

ARPA FISCAL RECOVER FUND
Included in this fund for 2022 are three Fire engines ($2,831,446), the carryover from 57 Police interceptors ($3,439,438), Technology needs ($931,354), the design for a new east side pool ($1,500,000), and Millsite water and wastewater improvements: 2022 - $1.0 million, 2023 - $4.0 million and 2024 - $2.0 million. Total estimated cost: $15,702,238.

LAW & JUSTICE 0.3%
2022 includes funding for an office remodel. Total estimated cost: $123,550.

AIRPORT OPERATING
2022 includes a contingency plan for security equipment replacement ($5,000) and an automated security exit lane ($135,933). In 2023, a new MX vehicle ($60,000) is scheduled to be purchased, and there is a contingency of $10,000 budgeted for both 2023 and 2024 for Airport security. Total estimated cost: $220,933.

WASTEWATER OPERATING
Purchases of a replacement laboratory dishwasher ($12,000) and new monitoring or electronic control equipment of more than $5,000 for the treatment plant or collection system in 2022 ($35,000), 2023 ($36,200) and 2024 ($37,400). Total estimated cost: $120,600.

WATER OPERATING
Materials used to install new water, fire services or fire hydrants and water quality or measuring devices that cost more than $10,000. Total estimated cost for 2022 -2027: $1,535,430.

EQUIPMENT RENTAL OPERATING
Contingency for heavy equipment in the shop (lifts, press, sand blast cabinets, etc.). Total estimated cost: 2022 $42,866, 2023 - 2027: $50,000 per year.

PUBLIC WORKS ADMINISTRATION
Upgrades to the security of the Public Works Complex by installing lighting and cameras, and repairs to the garage doors ($60,000) in 2022. Major roof repair and other maintenance and security needs ($550,000) in 2023 and maintenance and security upgrades ($65,000) in 2024. Total estimated cost: $675,000.