

BOARD OF YAKIMA COUNTY COMMISSIONERS

IN THE MATTER OF AWARDING BID NO. C11801
FOR LED LIGHTING UP GRADE FOR
YAKIMA COUNTY JAIL & ANNEX
C/O FACILITIES TO PLATT ELECTRIC

)
) **RESOLUTION 72-2018**
)
)

WHEREAS, Bids for LED Lighting Upgrade Project were received by 11:00 a.m., January 19, 2018 electronically through PublicPurchase.com, Yakima City/County Purchasing's electronic bidding system from:

1. MH Electric, Inc.
2. Platt Electric Supply

WHEREAS, the bids were evaluated by the Purchasing Division and Pacific Power and Light – Wattsmart® Program; and,

WHEREAS, it was determined by Pacific Power and Light – Wattsmart® Program that Platt Electric Supply provided the Bid with the lowest net cost to the County after Incentive; and,

WHEREAS, the bids were taken under consideration by the Buyer and deemed to be responsive and responsible and it is recommended that the County proceed with award to Platt Electric Supply; and,

WHEREAS, the Purchasing Manager recommends that the award be made to Platt Electric Supply; now, therefore,

BE IT HEREBY RESOLVED by the Board of Yakima County Commissioners that Bid No. C11801, LED Lighting Upgrade Project be acceptable, according to specifications, and is awarded to Platt Electric Supply.


DONE this 20th day of February 2018



Ron Anderson, Chairman


Excused

Michael D. Leita, Commissioner




J. Rand Elliott, Commissioner

*Constituting the Board of County Commissioners
for Yakima County, Washington*



Attest: Linda Kay O'Leary
Deputy Clerk of the Board





Let's turn the answers on.

V 071116.2

Viewing The Preliminary Stage

Washington
wattsmart® Business

07/11/16 Effective Date

Project ID

Lighting Coordinator

Lighting Tool Prepared by

Becky Berg

Walt Wenda

Customer Information

Project	C11801-LED Lighting Upgrade for Yakima County Main Jail & Annex
Company	Yakima County Facilities
Customer Contact	Maria Mayhue

Total Savings		⊗ Stipulated Wattage	○ Actual Wattage	
		kWh/Year	Avg kW/Month	\$ Savings/Year
Stipulated Wattage	Lighting	506,005	65.10	\$33,190.73
	Control	0	0.00	\$0.00
	Total	506,005	65.10	\$33,190.73

Project Costs

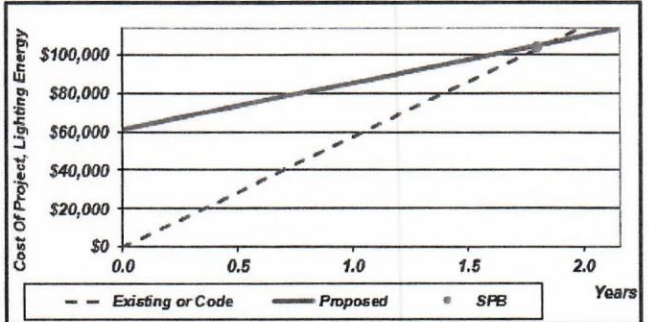
Total Cost	\$113,271.00	Lighting	\$51,906.03
Total Incentive	\$51,906.03	Controls	\$0.00
46% Of Cost Paid By Incentive		Incentive	\$51,906.03
Net Project Cost	\$61,365	Full Incentive	

Project Detail

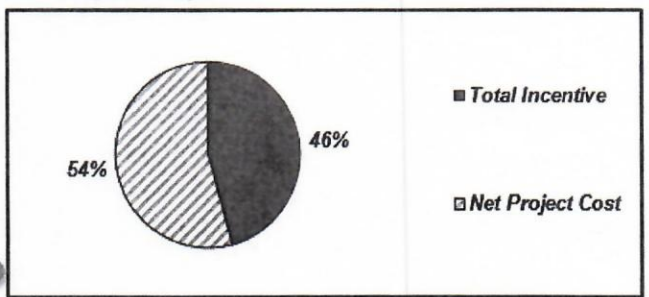
17% Better Than Code LPD (w/ft²)			16% Better Than Code Operation Cost/Yr		
Existing	Code	Proposed	Existing	Code	Proposed
1.23	0.65	0.54	\$57,239	\$28,643	\$24,049

Simple Payback (Without Incentive)	3.4 Yrs	Simple Rate Of Return (Without Incentive)	29%
Simple Payback (With Incentive)	1.8 Yrs	Simple Rate Of Return (With Incentive)	54%

Cost of Project and Lighting Energy Usage Over Time



Percent of Initial Project Cost



The incentive and energy savings above are estimates only. This tool is designed to calculate savings and incentives for wattsmart Business lighting projects. For wattsmart Business Lighting projects, lighting incentives are capped at 70% of eligible energy efficiency project costs, and the minimum simple payback (with incentive) for the project is one year. If needed, incentives will be decreased to reflect a one-year payback. The simple payback with incentive is the net project cost divided by the annual electric cost savings (dollar savings). For wattsmart Small Business Lighting projects, lighting retrofit incentives are capped at 80%.

Stipulated vs. Actual wattage – This tool has two calculation methods to distinguish between actual and stipulated wattages. There will only be a difference between actual and stipulated if the existing fixtures are impacted by efficacy standards (e.g. general service fluorescent and incandescent). Results from either calculation can be viewed by selecting "Stipulated wattage" or "Actual wattage." Incentive calculations and 1-year simple payback cap are always based on stipulated wattage.

To receive an incentive you MUST sign an Incentive Offer before purchasing equipment.



Let's turn the answers on.

V 071116.3

Viewing The Preliminary Stage

Washington
wattsmart[®] Business

07/11/16 Effective Date

Project ID Lighting Coordinator Lighting Tool Prepared by Jeremy Sandino

Customer Information

Project	Yakima Cnty Jail Revised Final
Company	Yakima Cnty Jail
Customer Contact	Brian Griff

Total Savings		⊗ Stipulated Wattage	⊙ Actual Wattage	
Stipulated Wattage	Lighting	kWh/Year	Avg kW/Month	\$ Savings/Year
	Control	567,277	74.90	\$41,480.24
	Total	3,535	0.00	\$232.50
		570,812	74.90	\$41,712.74

Project Costs

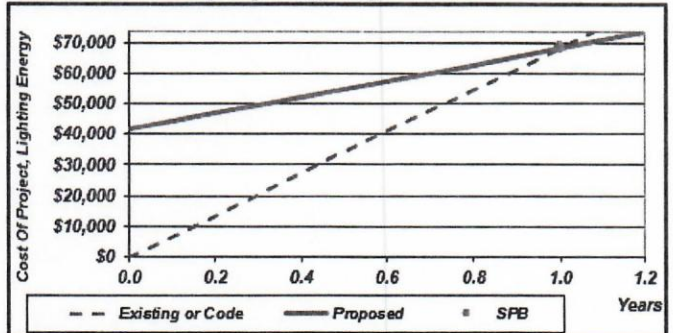
Total Cost	\$99,981.61	Lighting	\$67,387.35
Total Incentive	\$58,268.87	Controls	\$697.20
58% Of Cost Paid By Incentive		Incentive	\$58,268.87
Net Project Cost	\$41,713	Capped Incentive	

Project Detail

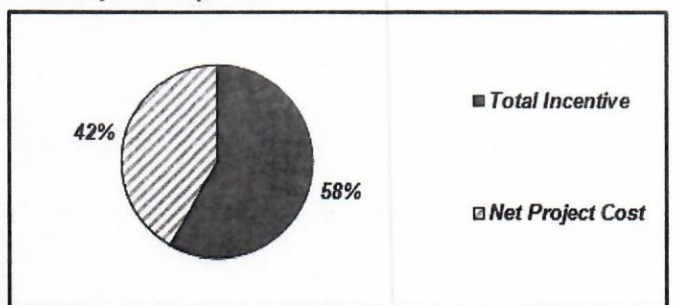
21% Better Than Code LPD (w/ft ²)			21% Better Than Code Operation Cost/Yr		
Existing	Code	Proposed	Existing	Code	Proposed
1.37	0.70	0.56	\$67,944	\$33,178	\$26,231

Simple Payback (Without Incentive)	2.4 Yrs	Simple Rate Of Return (Without Incentive)	42%
Simple Payback (With Incentive)	1.0 Yrs	Simple Rate Of Return (With Incentive)	100%

Cost of Project and Lighting Energy Usage Over Time



Percent of Initial Project Cost



The incentive and energy savings above are estimates only. This tool is designed to calculate savings and incentives for wattsmart Business lighting projects.

For wattsmart Business Lighting projects, lighting incentives are capped at 70% of eligible energy efficiency project costs, and the minimum simple payback (with incentive) for the project is one year. If needed, incentives will be decreased to reflect a one-year payback. The simple payback with incentive is the net project cost divided by the annual electric cost savings (dollar savings). For wattsmart Small Business Lighting projects, lighting retrofit incentives are capped at 80%.

Stipulated vs. Actual wattage – This tool has two calculation methods to distinguish between actual and stipulated wattages. There will only be a difference between actual and stipulated if the existing fixtures are impacted by efficacy standards (e.g. general service fluorescent and incandescent). Results from either calculation can be viewed by selecting "Stipulated wattage" or "Actual wattage." Incentive calculations and 1-year simple payback cap are always based on stipulated wattage.

To receive an incentive you MUST sign an Incentive Offer before purchasing equipment.

Bid Comparison by PP&L Wattsmart® Business Program Coordinator

Please find attached our comparison of the two proposal for the Yakima County Jail project. Because MH Electric was not using the same lighting tool it made it challenging to compare but I think in the end the two are fairly close. MH Electric actually has more lamps, we would have to go with the fixture count from the Platt lighting tool because it set what our scope will be and it has been inspected.

The attached MH Electric tool has been updated to match the Platt by doing the following

- MH Electric had every lamp on 24/7
- Adjusted exterior lighting to 12 hours a day
- Adjusted approx. 600 - FLT8-32W x 2L x 4'-IS N to 12 hours a day
- Adjusted 178 - FLT8-32W x 2L x 4'-IS N to 8 hours a day 5 days a week
- 20W lamp selected is not eligible

If you decide to go with MH Electric we will need to do more work on the tool to make the existing fixtures apples to apples.

Total Cost	MH Electric \$ 113,271.00	Adjusted for hours of Operation	Platt \$ 96,727.39
Total Incentive	\$ 72,760.89	\$ 51,908.03	\$ 52,984.94
Net Customer Cost	\$ 61,384.97		\$ 43,782.45
Total Fixtures	2298		2138 160
Fixtures by space	Night Lights	Exterior	Diff
First Floor	349	35	314 572 256
Second Floor	337	63 8	285 291 25
Third Floor	356	59 4	293 325 32
Fourth Floor	539	155 8	376 337 -39
Basement	267	23	244 275 31
Exterior	29		29 24 -5
Annex - Upper	148	12	136 0 -136
Annex - Lower	302	36 9	257 0 -257
Bond rm, Tr Rm, Office			0 12 12
Ceiling Night lights		383	300 -83
	2327		1915 2136 -162
Existing			
FLT12HO-95W x 2L x 8'-MG	0		20 20
FLT8-15W x 1.5'-MG (ICMB-15W)	383		300 -83 night lights
FLT8-17W x 2L x 2'-IS N			6 6
FLT8-32W x 2L x 4'-IS N	1498		1417 -81 596 12 hrs
FLT8-32W x 3L x 4'-IS N	34		88 54 178 8 hrs 5 days a week
FLT8-32W x 4L x 4'-IS N	21		19 -2
FUT8-32W x 2L x 2'-IS N	4		12 8
HPS-250W	0		16 16
HPS-100W	22		-22
ICHMB-60W	279		102 -177
ICHMB-75W	0		137 137
ICHT-500W	0		1 1
MH-250W-CWA	36		5 -31
MH-400W-CWA			13 13
CUST: HPS-175W-CWA	21		-21
	2298		2136

Recommendation of Award

Date: 2/9/18

To: Maria Mayhue, Buyer

From: Brian Griff

Subject: Recommendations of Award for Bid No: C11801

I recommend award for the following reasons:

Item #	Vendor	Item Description	Reason
All	Platt Electric	LED Lighting Upgrade at County Jail and Annex	Lowest net cost, higher incentive, higher rate of return, shorter payback timeframe - Responsive Bid/ Responsible Bidder

Division Manager/Date

Brian Griff 2/9/18

Department Manager/Date